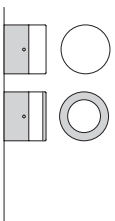


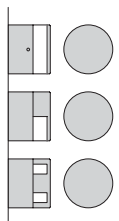


ALU

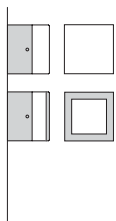
PiL design



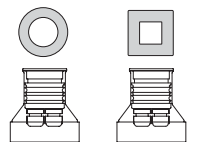
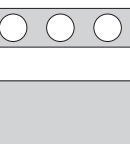
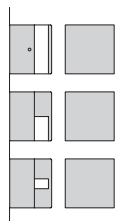
ALU ROUND



ALU SQUARE




ALU WALL




ALU LINEAR

ALU INGROUND

A wide range of small LED fixtures for indoors and outdoors, comprising models for wall mounting, recessed wall mounting, recessed ceiling mounting, inground and post mounted installation. The wide range of wall configurations includes single and double emission models and several screens for directional lighting. All luminaires are available with white power LEDs 3100° K and 6500° K (warm or cool tone). The Alu series is suitable for marking outdoor pedestrian walkways or for accent lighting.



H max 0,53 m.
H min 0,28 m.







ALU POST

ALU POST ROUND 250
 ALU POST ROUND 500
 ALU POST SQUARE 250
 ALU POST SQUARE 500

Post mounted, class III LED luminaires
 → anodised aluminum post
 → screens in black or silver anodised aluminum
 → diffusers in frosted polycarbonate
 → all versions are available with white LEDs, 3100°K and 6500°K

→ we recommend using a continuous current power supply of 700mA.
 Power supply accessories not included with the product.

	n. 1 led 2,4w 3100°K
	n. 1 led 2,4w 6500°K

lampholder	w	ILCOS	colour	class	IP			Kelvin		Cos φ ≥ 0,9	EEl	code	notes
------------	---	-------	--------	-------	----	--	--	--------	--	-------------	-----	------	-------

ALU POST ROUND 250

Power LED													
n. 1 ledx2,4w		GR4+WHL	III	65	• 6500	IK10 20J xx9						307328	
n. 1 ledx2,4w		GR4+WHL	III	65	• 3100	IK10 20J xx9						307327	
n. 1 ledx2,4w		BK4+WHL	III	65	• 6500	IK10 20J xx9						307330	
n. 1 ledx2,4w		BK4+WHL	III	65	• 3100	IK10 20J xx9						307329	

ALU POST ROUND 500

Power LED													
n. 1 ledx2,4w		GR4+WHL	III	65	• 6500	IK10 20J xx9						307332	
n. 1 ledx2,4w		GR4+WHL	III	65	• 3100	IK10 20J xx9						307331	
n. 1 ledx2,4w		BK4+WHL	III	65	• 6500	IK10 20J xx9						307334	
n. 1 ledx2,4w		BK4+WHL	III	65	• 3100	IK10 20J xx9						307333	

ALU POST SQUARE 250

Power LED													
n. 1 ledx2,4w		GR4+WHL	III	65	• 6500	IK10 20J xx9						307336	
n. 1 ledx2,4w		GR4+WHL	III	65	• 3100	IK10 20J xx9						307335	
n. 1 ledx2,4w		BK4+WHL	III	65	• 6500	IK10 20J xx9						307338	
n. 1 ledx2,4w		BK4+WHL	III	65	• 3100	IK10 20J xx9						307337	

ALU POST SQUARE 500

Power LED													
n. 1 ledx2,4w		GR4+WHL	III	65	• 6500	IK10 20J xx9						307340	
n. 1 ledx2,4w		GR4+WHL	III	65	• 3100	IK10 20J xx9						307339	
n. 1 ledx2,4w		BK4+WHL	III	65	• 6500	IK10 20J xx9						307342	
n. 1 ledx2,4w		BK4+WHL	III	65	• 3100	IK10 20J xx9						307341	

If information about Kelvin degrees is provided, this means that the light bulb is included.

description	colour	code
Driver kit with current 220/240V 700mA 10w		310298
Driver kit with current 220/240V 700mA 2/18w		310222
Driver kit with current 220/240V 700mA 6/30w		310299
Driver kit with current 220/240V 700mA 6w		310297

