

# Arena Due

Designed by **Franco Mirezzi** (Registered)



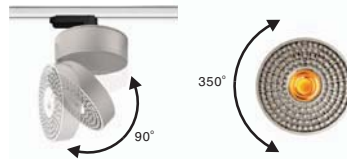
## Related products:



**ARENA**  
Recessed  
P.24-25

**ARENA DUE**  
Wall/Ceiling  
P.236-237

**MULTIARENA**  
P.122-125



## Features IP20

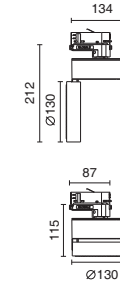
- Track mounted spotlight with versatile aiming angle 0°-90°. Also has vertical tilting of 350° and horizontal rotation adjustability.
- Light head and control gear case are made of die cast aluminium.
- Tilting angle can be screw locked once positioned.
- Track adaptor is the three circuit universal type.
- Fixture is available in 2 different sizes.
- The light body is designed for maximum LED heat dissipation for passive cooling.
- Long life LED light source providing IR and UV free emission.
- Energy saving and maintenance free.
- Optical grade metalized polycarbonate reflector with different beam optics.
- Designed and manufactured to comply with European standard EN 60598.

## Applications

- Arena spotlight is of a modern design consisting of simple cylinders to act as heat management for the purpose to meet the highest requirements of the latest advance lighting technology. Great for wall washing to illuminate the vertical surface and the upper area of wall.
- Application areas: retail, commercial, galleries, hospitality, exhibits, residential, office lobbies.



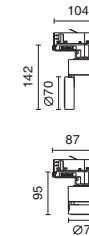
Colour 11 75



## Arena Due

<b>6274-K30D24</b>	With 21W LED 3000K 1800lm	24°
<b>6274-K40D24</b>	With 21W LED 4000K 2000lm	24°
<b>6274-K30D50</b>	With 21W LED 3000K 1800lm	50°
<b>6274-K40D50</b>	With 21W LED 4000K 2000lm	50°

Passive dissipation, inclusive of integral driver 220-240V 50/60Hz. CRI>80.  
Leading-Trailing edge dimmable driver option upon request.  
Other colour temperatures K or CRI are available upon request.



## Micro Arena Due

<b>6276-K30D32</b>	With 10W LED 3000K 720lm	32°
<b>6276-K40D32</b>	With 10W LED 4000K 830lm	32°
<b>6276-K30D45</b>	With 10W LED 3000K 720lm	45°
<b>6276-K40D45</b>	With 10W LED 4000K 830lm	45°
<b>6276-K30D65</b>	With 10W LED 3000K 720lm	65°
<b>6276-K40D65</b>	With 10W LED 4000K 830lm	65°

Passive dissipation, inclusive of integral driver 100-240V 50/60Hz. CRI>80.  
Leading-Trailing edge dimmable driver option upon request.  
Other colour temperatures K or CRI are available upon request.