

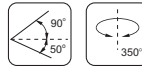
Bullet



Related products:



BULLET
Recessed
P.366-367

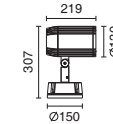


Features IP66

- Floodlight.
- Base, bracket, ring and back plug cover are made of die cast aluminium.
- Central housing of extruded aluminium, with toughened safety glass, weatherproof durable silicone gasket and external screws made of stainless steel.
- Superior polyester powder paint is resistant to outdoor atmospheric conditions.
- Front cover is designed to avoid accumulation of dust and water.
- Fixture is available in 2 different sizes.
- Electrical installation includes double cable entry for through wiring.
- Easy relamping via Allen screws.
- Light source includes Low Voltage Halogen, Metal Halide, LED and RGB.
- Long life LED light source provide IR and UV free emission.
- Superpure aluminium reflector with different beam optics and colours as well as spread lens accessories for additional lighting effects.
- Light heads include vertical and horizontal adjustability and mechanical locking system to ensure aiming stability.
- Designed and manufactured to comply with European standard EN 60598.

Applications

- With the range of accessories Bullet can be mounted on the ground, wall and wall extended, pole top and pole side. The glare shield cap protects the environment from unpleasant bright light. The earth spike is for portable or temporary use.
- Application areas: highlighting of trees, plants and woody bushes. Facades, signboards, sculptures architectural structural enhancement, bridges, walkways, residential buildings, doorways.



Bullet LED

3180-RGBD45 With 24W LED RGB 45°

Passive dissipation, inclusive of remote Control Unit with 220-240V 50/60Hz electronic power supply and DMX signal converter with M/F In-Out cables for multiple connections. (Occupies 3 control channels.)

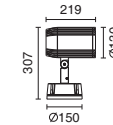
3181-K30D24 With 12x1W LED 3000K 720lm 24°

3181-K63D24 With 12x1W LED 6300K 780lm 24°

3181-K30D36 With 12x1W LED 3000K 720lm 36°

3181-K63D36 With 12x1W LED 6300K 780lm 36°

Passive dissipation, inclusive of integral driver 220-240V 50/60Hz. CRI>80. Dali/Leading-Trailing edge/1-10V DC/PWM dimmable drivers options upon request. Other beam optics or colour temperatures K or CRI are available upon request.



Bullet

3027 12W E27 PAR30 LED

3029 70W G12 CDM-T M.H.

3071 70W G12 CDM-T M.H.

With integral electronic control gear 220-240V 50/60Hz.

3496-K30D15 With 30W LED 3000K 1800lm 15°

3496-K40D15 With 30W LED 4000K 2000lm 15°

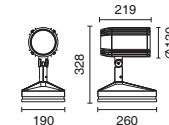
3496-K30D30 With 30W LED 3000K 1800lm 30°

3496-K40D30 With 30W LED 4000K 2000lm 30°

3496-K30D45 With 30W LED 3000K 1800lm 45°

3496-K40D45 With 30W LED 4000K 2000lm 45°

Passive dissipation, inclusive of integral driver 220-240V 50/60Hz. CRI>80. Dali/Leading-Trailing edge/1-10V DC/PWM dimmable drivers options upon request. Other colour temperatures K or CRI are available upon request.

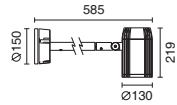


Bullet

3185 150W G12 CDM-T M.H.

3186 150W G12 CDM-T M.H.

With integral electronic control gear 220-240V 50/60Hz.



Bullet with Extended Arm

3182 12W E27 PAR30 LED

3183 70W G12 CDM-T M.H.

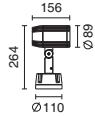
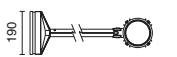
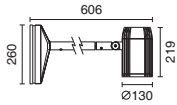
3184 70W G12 CDM-T M.H.

With integral electronic control gear 220-240V 50/60Hz.

3305 150W G12 CDM-T M.H.

3306 150W G12 CDM-T M.H.

With integral electronic control gear 220-240V 50/60Hz.



Mini Bullet

3023 35W GU5.3 MR16 Hal.

With integral electronic transformer 220-240/12V 50/60Hz.

3022 7W E27 PAR20 LED

3498-K30D25 With 20W LED 3000K 1000lm

3498-K40D25 With 20W LED 4000K 1100lm

3498-K30D45 With 20W LED 3000K 1000lm

3498-K40D45 With 20W LED 4000K 1100lm

3498-K30D55 With 20W LED 3000K 1000lm

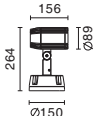
3498-K40D55 With 20W LED 4000K 1100lm

Passive dissipation, inclusive of integral driver 220-240V 50/60Hz.

CRI>80.

Dali/Leading-Trailing edge/1-10V DC/PWM dimmable drivers options upon request.

Other colour temperatures K or CRI are available upon request.



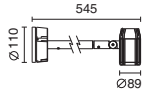
Mini Bullet

3025 35W E27 PAR20 CDM-R M.H.

3024 35W G8.5 CDM-TC M.H.

3056 35W G8.5 CDM-TC M.H.

With integral electronic control gear 220-240V 50/60Hz.



Mini Bullet with Extended Arm

3175 35W GU5.3 MR16 Hal.

With integral electronic transformer 220-240/12V 50/60Hz.

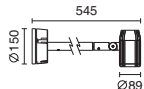
3176 7W E27 PAR20 LED

3177 35W E27 PAR20 CDM-R M.H.

3178 35W G8.5 CDM-TC M.H.

3179 35W G8.5 CDM-TC M.H.

With integral electronic control gear 220-240V 50/60Hz.



Accessories Table

Coloured Filters Colours 25, 42, 55, 85	Refractor Colour 41	Visor Colours 10, 29	Spike Colour 10

Light Source

Bullet	2610	2609	2329	2330
E27 PAR30 LED				
70W G12 CDM-T				
150W G12 CDM-T				
24W RGB LED				
12x1W LED				
30W LED				

Mini Bullet

G8.5 CDM-TC				
E27 PAR20 LED				
E27 PAR20 CDM-R				
GU5.3 MR16				
20W LED				



2975 DMX Switchboard

Power supply: 110-240V 50/60Hz.
Installation: Plastic recessing box included.
IP40.
Control signal: DMX512.
Control channel: 60 channels.
For details, please see p.426.



2478 Extension signal cable

Length: 1000mm

2479 Extension signal cable

Length: 2000mm

IP65.
For RGB with M/F connectors.