


Cappuccino LED

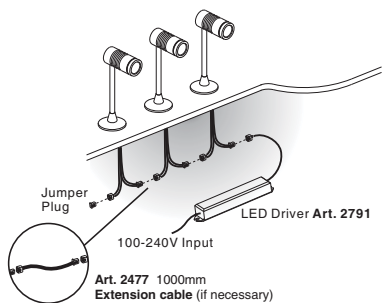


Features IP20

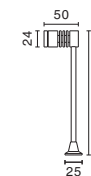
- Surface mounted flexible arm showcase luminaire.
- Light head housing made of machine anodized aluminum flexible arm made of brass and grey silver painted.
- Sleek and miniature design. Compact and with no visible wiring.
- Rear lock and semi surface lock versions available.
- Low heat emission.
- Light source is LED.
- Long life LED light source provide IR and UV free emission.
- LED optics use collimating lens made of optical polymer for different beam optics.
- Colour effects can be created by using coloured LEDs by request
- Designed and manufactured comply with European standard EN 60598

Applications
 • Cappuccino is a flexible and elegant luminaire with choice of different LED lamp colours.

- Application areas: display cabinets, counters, shelves, small residential applications, jewelry display case, antique and precious objects display case, galleries, museums, highlighting and product beautification.



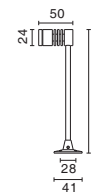
Colour 75



Cappuccino LED 1 Flex Rear Lock

3113-K30D32	With 3W LED 3000K 105lm	32°
3113-K63D32	With 3W LED 6300K 134lm	32°

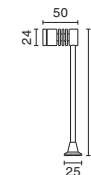
Flexible Bracket Rear Lock Mounting.
 Remote LED driver Art. 2791 not included. To be ordered separately.
 CRI>80.
 Dali/Leading-Trailing edge/1-10V DC/PWM dimmable drivers options upon request.
 Other beam optics or colour temperatures K or CRI are available upon request.



Cappuccino LED 1 Flex Semi Surface

3115-K30D32	With 3W LED 3000K 105lm	32°
3115-K63D32	With 3W LED 6300K 134lm	32°

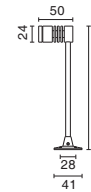
Flexible Bracket Semi-surface Mounting.
 Remote LED driver Art. 2791 not included. To be ordered separately.
 CRI>80.
 Dali/Leading-Trailing edge/1-10V DC/PWM dimmable drivers options upon request.
 Other beam optics or colour temperatures K or CRI are available upon request.



Cappuccino LED 2 Rod Rear Lock

3316-K30D32	With 3W LED 3000K 105lm	32°
3316-K63D32	With 3W LED 6300K 134lm	32°

Fixed Rod Rear Lock Mounting.
 Remote LED driver Art. 2791 not included. To be ordered separately.
 CRI>80.
 Dali/Leading-Trailing edge/1-10V DC/PWM dimmable drivers options upon request.
 Other beam optics or colour temperatures K or CRI are available upon request.

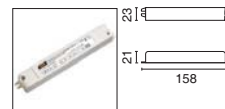


Cappuccino LED 2 Rod Semi Surface

3317-K30D32	With 3W LED 3000K 105lm	32°
3317-K63D32	With 3W LED 6300K 134lm	32°

Fixed Rod Semi-surface Mounting.
 Remote LED driver Art. 2791 not included. To be ordered separately.
 CRI>80.
 Dali/Leading-Trailing edge/1-10V DC/PWM dimmable drivers options upon request.
 Other beam optics or colour temperatures K or CRI are available upon request.

Accessories



2791 Electronic LED driver
 Input: 100-240V 50/60Hz.
 Output: 12V DC.
 Max. 15W.
 (hole distance 150mm)



2477 Extension Cable L: 1000
 With M/F connectors.