

Conos

Designed by **Franco Mireni** (Patented)



Related products:



CONOS DUE Track P.178-181
CONOS DUE Wall P.244-247
CONOS DUE Ceiling P.244-247
CONOS SUSPENSION P.292-293



Features

IP20/IP40

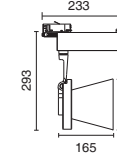
- Track mounted spotlight with versatile aiming angle 0°-90° vertical tilting 350° horizontal rotation adjustability, tilting angle can be positioned and screw locked.
- Light head and control gear case are made of die cast aluminium.
- Transformer case is made of heat resistance thermoplastic.
- Track adaptor - three circuit universal.
- Fixture is available in 3 different sizes.
- Light sources include Halogen, Metal Halide and LED.
- Super pure aluminium reflector with different optic beam.
- Easy relamping via removable front housing by snap-in catch action and acceptance of optical accessories.
- Long life LED light source providing IR and UV free emission.
- Designed and manufactured to comply with European standard EN 60598.

Applications

- A concept in spotlight design with continuous line applications for the benefit of increasing the possibility of display lighting. Available in three different sizes using a variety of lamp type options.
- Mini Conos and Micro Conos are also available for smaller spaces and ceiling surfaces.
- Application areas: retail, department stores, galleries, shopping centers, showrooms, residential, restaurants, hotels, exhibitions, window displays.



Colour | 10 | 11 | 75



Conos

6050 70W E27 PAR30 CDM-R M.H.

6056 70W GX8.5 CDM-R111 M.H.

With integral electronic control gear 220-240V 50/60Hz.

IP20

6054 70W G12 CDM-T M.H.

6055 70W G12 CDM-T M.H.

6321 100W G12 CDM-T M.H.

6322 100W G12 CDM-T M.H.

Safety glass included.

With integral electronic control gear 220-240V 50/60Hz.

IP40

6323-K30D15 With 45W LED 3000K 4500lm

6323-K40D15 With 43W LED 4000K 4500lm

6323-K30D24 With 45W LED 3000K 4500lm

6323-K40D24 With 43W LED 4000K 4500lm

6323-K30D36 With 45W LED 3000K 4500lm

6323-K40D36 With 43W LED 4000K 4500lm

Active dissipation, inclusive of integral driver 220-240V 50/60Hz.

CRI>80.

Leading-Trailing edge dimmable driver option upon request.

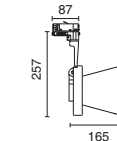
Other colour temperatures K or CRI are available upon request.

IP20

Conos

6051 12W E27 PAR30 LED

IP20



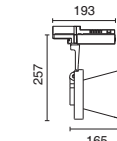
Conos

6052 75W G53 AR111 Hal.

15W G53 AR111 LED

With integral electronic transformer 220-240/12V 50/60Hz.

IP20



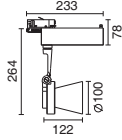
Conos

6052 75W G53 AR111 Hal.

15W G53 AR111 LED

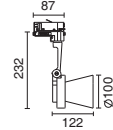
With integral electronic transformer 220-240/12V 50/60Hz.

IP20



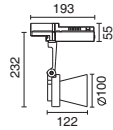
Mini Conos

- 6058** 35W E27 PAR20 CDM-R M.H.
With integral electronic control gear 220-240V 50/60Hz.
 - 6061** 35W GX10 MR16 M.H.
With integral electronic control gear 220-240V 50/60Hz.
IP20 ☺
 - 6092** 35W G8.5 CDM-TC M.H. 10°
 - 6100** 35W G8.5 CDM-TC M.H. 40°
 - 6310** 50W G8.5 CDM-TC M.H. 10°
 - 6311** 50W G8.5 CDM-TC M.H. 40°
- Safety glass included.
With integral electronic control gear 220-240V 50/60Hz.
IP40 ☺



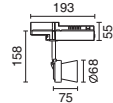
Mini Conos

- 6062** 7W E27 PAR20 LED
 - 6063** 50W GU10/GZ10 Hal.
6W GU10/GZ10 LED
- IP20 ☺



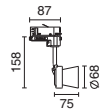
Mini Conos

- 6064** 35W GU5.3 MR16 Hal.
Max. 15W GU5.3 MR16 LED
With integral electronic transformer 220-240/12V 50/60Hz.
Dimmable version available upon request.
IP40 ☐



Micro Conos

- 6044** 35W GU5.3 MR16 Hal.
Max. 15W GU5.3 MR16 LED
With integral electronic transformer 220-240/12V 50/60Hz.
Dimmable version available upon request.
IP20 ☐



Micro Conos

- 6045** 35W GU10/GZ10 Hal.
6W GU10/GZ10 LED
- IP20 ☺

Accessories Table

Coloured Filters Colours 25, 42, 55, 85	Reflector Colour 41	UV Filter Colour 41	Honeycomb Louvre Colour 10	Ceiling Base Colour 10

Light Source

Conos

E27 PAR30 CDM-R					2367
G53 AR111					2367
G53 AR111 LED					
G12 CDM-T	2153	2155	2157		2367
E27 PAR30 LED					2049
GX8.5 CDM-R111					2367
45/43W LED					2049

Mini Conos

G8.5 CDM-TC	2154	2156	2158		
E27 PAR20 LED					2049
E27 PAR20 CDM-R					
GU5.3 GUMR16					2368
GU5.3 MR16 LED					2368
GU10/GZ10					2368
GU10/GZ10 LED					
GX10 MR16					2368 2049

Micro Conos

GU5.3 MR16	2083	2113		2357
GU5.3 MR16 LED				
GU10/GZ10				
GU10/GZ10 LED				