

CYCLO

design Roberto Fiorato



A variety of in-ground recessed fittings, with versions designed to take the load and impact from vehicles and pedestrians.

Cover options in aluminium or stainless steel, provide an anti-corrosive and durable finish. Toughened safety glass covers, resistant to thermal and mechanical shock.

Cyclospot: walkover eyeball fittings available in three different sizes with an adjustable beam angle of 25° on some versions.

Cyclobat: walkover fitting with light beams in two diametrically opposite positions to provide a ground grazing light, in three different sizes.

Cycloplat: walkover fitting with stainless steel bezel for flush mounting to ground level, also available in three sizes. Cycloplat 30 has the option for symmetrical or asymmetrical distribution.

Cyclocar: drive over fitting with asymmetrical 360° ground grazing light. The cover and distribution can be adjusted on site.

The Cyclo range is supplied with a variety of lamp types and power, providing an ideal solution to lighting squares, pedestrian walkways, vehicle entrances and guidance lighting.



Mechanical Features

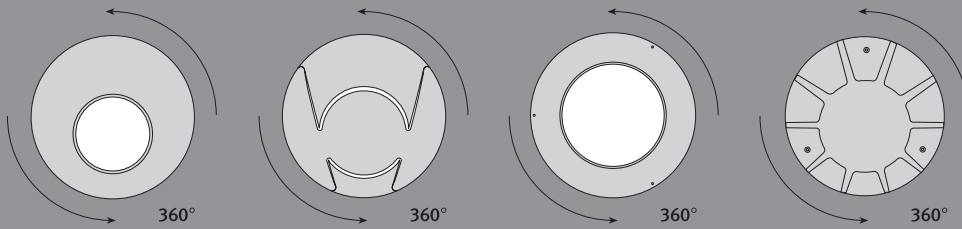
All Cyclo models are suitable for walkover applications. Cycloplat models, with stainless steel cover, flush with the surrounding surface, are recommended for pathways and walkways.

For ambient and background lighting Cyclospot, Cyclobat and Cyclocar models, all equipped with sturdy aluminium covers, are also suitable.

Cycloplat models can support loads up to 1800 Kg.

Cyclocar models, best suited for drive-way lighting, can support loads up to 3000 Kg.

Cover's deterioration is due to the action of the wheels and is part of the normal ageing of the product.



All covers of the Cyclo models can be turned in any direction, even after the installation phase.

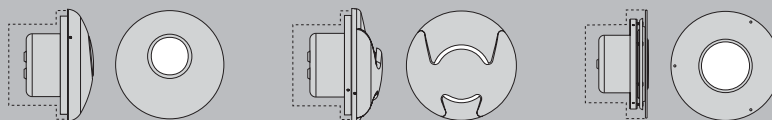


The Cycloplat 30 model is available with a symmetrical reflector for general lighting and with an asymmetrical reflector for directional lighting.


The Cyclospot 23 and 30 models are have an adjustable tilt of 25° to allow for directional lighting.



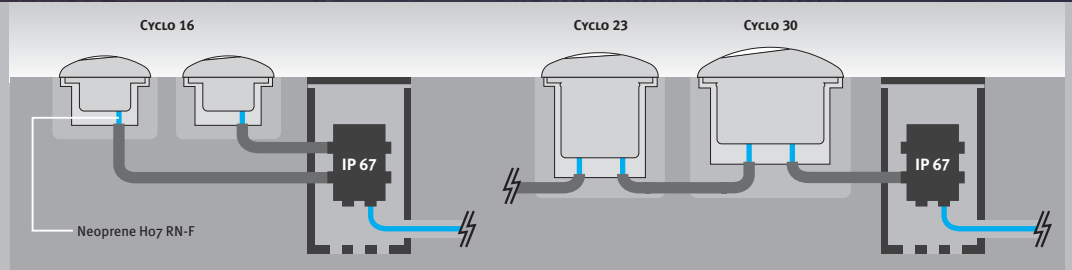
VILLAGE CINEMAS, PRAGUE (CZECH REPUBLIC)



All of the 16 models are suitable for wall mounting because of the minimal depth of the recessed fixing kits.



STAZIONE MARITTIMA - GENOVA (ITALY)



Cyclo 16 models have only one cable entry whilst cyclo 23 and 30 models have two cable entries thus allowing connection in series.

Cyclo luminaire must be installed using supply cables with neoprene sleeve.

Warning

To avoid excessive load on the luminaire, do not brake roughly and avoid brisk starts or manoeuvring over it.

Do not park onto the luminaire. Maximum speed allowed is 10 km/h.

On slopes, do not install the luminaire on the wheel's range of action. Glass diffusers and covers can reach high temperatures, therefore avoid direct contact with persons, animals and objects. For special applications, where low temperatures for diffusers and covers are required, please consult temperature table.

Maintenance

Cyclo luminaires are designed for heavy duty applications.

To ensure proper operation, periodical maintenance and cleaning are required. Avoid accumulation of dirt, to allow a proper lighting level and a suitable heat dissipation.

To restore the original brightness of the cover either brass or metal polish can be used.

How to Install the Recessed Fixing Kit

for Inground Applications
By using the recessed fixing kit, installation and maintenance are easier, and beam orientation is possible.

The soil of the installation area must be solid, to avoid the luminaire's sinking and/or tilting. Fix the recessed kit to stay flush and fix the cable conduit before making the concrete slab. The dimensions of the concrete slab must be in accordance with the use of the luminaire.

A suitable lay with gravel beneath the recessed kit is recommended to allow proper drainage. When inserted in molds, the recessed kit may get deformed, due to the concrete pressure.

The use of templates which distribute the pressure is highly recommended.

**All temperatures in °C (cover and diffuser)****Cyclospot 16**

E14	1 x 40w IBP	~105°
GU 10	1 x 50w HAG	~121°

Cyclospot 23

E27	1 x 75w HAG	~90°
Gx24-d2	1 x 18w FSM	~70°
E27	1 x 50w QE	~115°

Cyclospot 30

E27	1 x 120w IPAP	~110°
E27	1 x 80w QE	~100°
E27	1 x 70w SE	~103°
G12	1 x 70w MT	~103°
Gx24-d3	1 x 26w FSM	~60°

Cyclobat 16

E14	1 x 40w IBP	~60°
-----	-------------	------

Cyclobat 23

R7s	1 x 60w HDG	~107°
Gx24-d2	1 x 18w FSM	~40°
E27	1 x 50w QE	~80°

Cyclobat 30

E27	1 x 80w QE	~95°
E27	1 x 70w SE	~100°
Gx24-d3	1 x 26w FSM	~40°

Cycloplat 16

E14	1 x 25w IBS	~78°
G4	1 x 5w HSG	~43°
G4	1 x 10w HSG	~52°
G4	1 x 20w HSG	~70°

Cycloplat 23

Gx24-d2	1 x 18w FSM	~53°
E27	1 x 50w QE	~104°

Cycloplat 30


E27	1 x 80w QE	~100°
E27	1 x 70w SE	~105°
E27	1 x 70w ME	~95°
Gx24-d3	1 x 26w FSM	~55°

Cyclocar 23

R7s	1 x 60w HDG	~119°
E27	1 x 50w QE	~80°
Gx24-d2	1 x 18w FSM	~43°

Cyclowall 30

R7s	1 x 100w HDG	~100°
-----	--------------	-------





Never install the luminaire below grade.

CYCLOSPOT




LUMINAIRE THAT REQUIRES A FIXING KIT FOR INSTALLATION

- Walkover inground luminaire.
The luminaire is field adjustable up to 360° horizontal rotation. Features:
- Recessed kit made of self extinguishing (class V2 UL 94 rated) polypropylene
 - Housing and screws made of Cr Ni 1810 (AISI 304) stainless steel
 - tempered glass diffuser, resistant to thermal shocks
 - Corrosion resistant aluminium cover, 2,5 mm thick
 - Stainless steel flange, 2 mm thick
 - UNI 9001/2 aluminium wiring box, 1 mm thick
 - EPDM gaskets
 - Field adjustable up to 25 degree tilt for Cyclospot 23 and 30 models
 - 1x18w and 1x26w versions are provided with low loss ballast
 - SE lamp version needs lamp with built-in ignitor
 - Cyclo luminaire must be installed using the appropriate recessed fixing kit
 - use 3x1,5 mm² section or 3x2,5 mm² section supply cables (HO7 RN-F) with neoprene sleeve
 - Cyclo 16 models have only one cable entry whilst cyclo 23 and 30 models have two cable entries thus allowing connection in series
 - Metals with natural finish surface may get oxidised with age. To restore the original brightness use commercial metal polish
 - To keep clean and brighten up the black anodized aluminium parts use a soft cloth soaked with vaseline oil






CYCLOSPOT 16

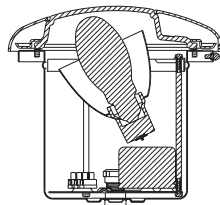
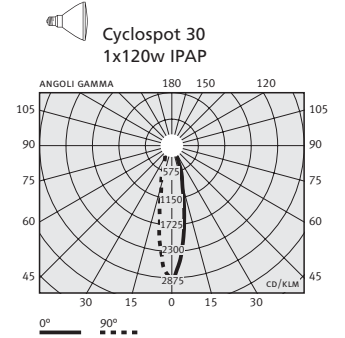
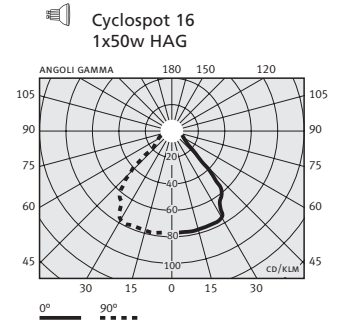
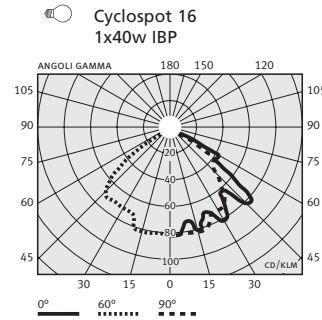
	E14	max 1x40w IBP
	GU10	1x50w HAG

CYCLOSPOT 23

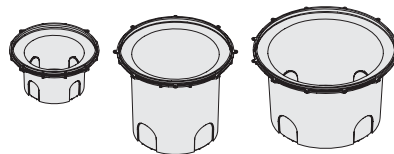
	E27	max 1x75w HAG
	E27	1x9w Philips PL-E
	Gx24q-2	1x18w FSM

CYCLOSPOT 30

	E27	max 1x120w IPAP
	E27	1x20w Philips PL-E
	E27	1x15w Dulux EL Longlife
	G12	1x70w MT
	Gx24q-3	1x26w FSM

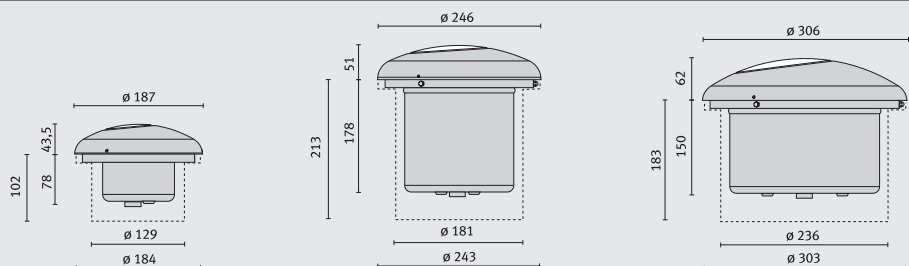


The 23 and 30 models are adjustable up to a 25° tilt.

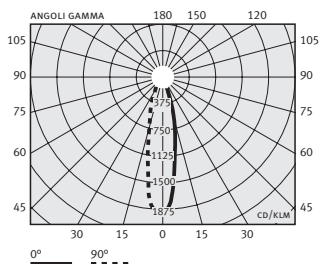


description	colour	code
Recessed fixing kit 16		000778
Recessed fixing kit 23		000780
Recessed fixing kit 30		000782

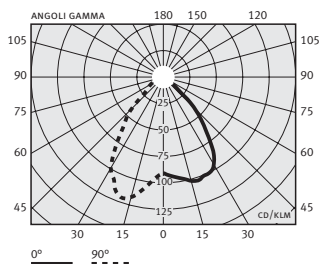
BK4 PA1




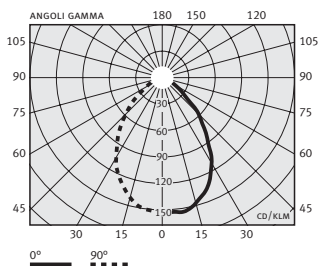
 **Cyclospot 23**
1x75w HAG



 **Cyclospot 23**
1x18w/T FSM



 **Cyclospot 30**
1x26w/T FSM



lampholder w ILCOS colour class IP   Kelvin  $\cos \phi \geq 0,9$ EEI code notes

CYCLOSPOT 16

E14	max 1x40w	IBP	PA1	I	67	•	IK06 1J xx3	007530
E14	max 1x40w	IBP	BK4	I	67	•	IK06 1J xx3	007531



Halogen

GU10	1x50w	HAG	PA1	I	67	•	2900 IK06 1J xx3	007532
GU10	1x50w	HAG	BK4	I	67	•	2900 IK06 1J xx3	007533

CYCLOSPOT 23

Halogen

E27	max 1x75w	HAG	PA1	I	67	•	IK06 1J xx3	007542
E27	max 1x75w	HAG	BK4	I	67	•	IK06 1J xx3	007543



Fluorescent - electronic ballast 220/240V 50/60Hz

GX24q-2	1x18w	FSM	BK4	I	67	•	2700 IK06 1J xx3	A2÷A3 057545
GX24q-2	1x18w	FSM	PA1	I	67	•	2700 IK06 1J xx3	A2÷A3 057544

CYCLOSPOT 30

Halogen

E27	max 1x120w	IPAP	PA1	I	67	•	IK09 10J xx7	007564
E27	max 1x120w	IPAP	BK4	I	67	•	IK09 10J xx7	007565



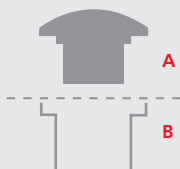
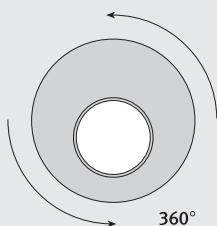
Discharge - magnetic ballast

G12	1x70w	MT	BK4	I	67	•	2700 IK09 10J xx7	• 007569
G12	1x70w	MT	PA1	I	67	•	2700 IK09 10J xx7	• 007568

Fluorescent - electronic ballast 220/240V 50/60Hz

GX24q-3	1x26w	FSM	PA1	I	67	•	2700 IK09 10J xx7	• A2 057570
GX24q-3	1x26w	FSM	BK4	I	67	•	2700 IK09 10J xx7	• A2 057571

If information about Kelvin degrees is provided, this means that the light bulb is included.



COMPLETE UNIT
1A+1B = please order 2 codes

COMPONENTS	
A	luminaire
B	recessed fixing kit