



# Gola 60



## Related products:



**GOLA 40**  
P.326-327

**GOLA 95**  
P.330-331

**GOLA 160**  
P.332-333

**GOLA Systems**  
P.298-311

## Features IP20

- Wall mounted linear luminaire.
- Housing of extruded aluminium with die-cast end caps mechanically attached with no exposed fasteners.
- Available with extruded ribbed satin white diffuser of UV heat resistant acrylic or with Aluminium reflector/louvers.
- Available in 4 aperture widths (40-60-95-160mm) and in versions of indirect, direct/indirect and direct modular lighting system.
- Easy installation via adjustable brackets.
- Staggered lamping include 2 versions: Gola with aperture 60mm and 95mm staggered 1 lamp, for Gola 160 staggered 2 lamps.
- Light sources include Linear Fluorescent T5 or Seamless SLS, and LED.
- Long life LED light source provide IR and UV Free emission.
- Tool-free relamping via removable opal diffuser or reflector/louwer by snap-in catch action.
- Reflectors are made of super pure aluminium with Miro-Silver coating.
- Designed and manufactured to comply with European standard EN 60598.

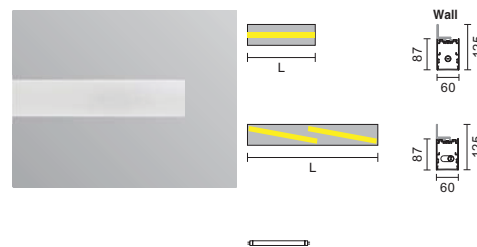
## Applications

- Gola Wall fit T16 (T5) fluorescent or LED light sources that can be mounted vertically or horizontally with high efficiency and flexible options in a compact, attractive luminaire, combined with optical reflectors or diffuser and available with direct/indirect option. The simple discreet linear shape makes it ideal to compliment the minimalist look in the architecture.
- Application areas: offices, banks, retails, public areas, departmental stores, schools corridors, hallways, stairwells, boardrooms, cafeterias, restaurants and hotels.

Complete with end caps and accessories for wall mounting.



Colour



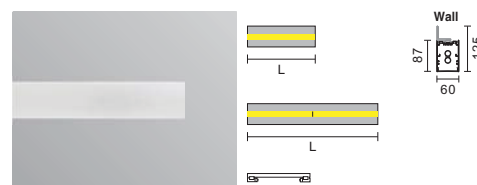
## Gola 60 Wall Opal T5

### Wall

<b>G060124TOMW</b>	1x24W	G5 T5	L: 588
<b>G060139TOMW</b>	1x21/39W	G5 T5	L: 888
<b>G060154TOMW</b>	1x28/54W	G5 T5	L: 1188
<b>G060180TOMW</b>	1x35/49/80W	G5 T5	L: 1488

<b>G0601139TOMW</b>	1+1x21/39W	G5 T5	L: 1656
<b>G0601154TOMW</b>	1+1x28/54W	G5 T5	L: 2256
<b>G0601149TOMW</b>	1+1x35/49W	G5 T5	L: 2856
<b>G0601180TOMW</b>	1+1x80W	G5 T5	L: 2856

With integral electronic control gear 220-240V 50/60Hz.



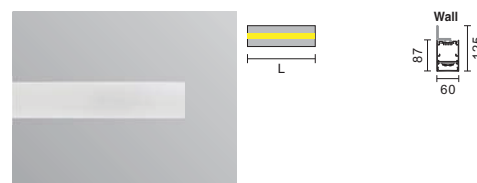
## Gola 60 Opal SLS

### Wall

<b>G060124SOMW</b>	1x14/24W	G5 SLS	L: 588
<b>G060139SOMW</b>	1x21/39W	G5 SLS	L: 888
<b>G060154SOMW</b>	1x28/54W	G5 SLS	L: 1188

<b>G0601139SOMW</b>	1+1x21/39W	G5 SLS	L: 1772
<b>G0601154SOMW</b>	1+1x28/54W	G5 SLS	L: 2372

With integral electronic control gear 220-240V 50/60Hz.



## Gola 60 Opal LED

### Wall

<b>G060140BOMW-K30</b>	40W	LED 3000K	2400lm	L: 588	<b>LED</b>
<b>G060140BOMW-K40</b>	40W	LED 4000K	2600lm	L: 588	
<b>G060160BOMW-K30</b>	60W	LED 3000K	3600lm	L: 888	
<b>G060160BOMW-K40</b>	60W	LED 4000K	3900lm	L: 888	
<b>G060180BOMW-K30</b>	80W	LED 3000K	4800lm	L: 1188	
<b>G060180BOMW-K40</b>	80W	LED 4000K	5200lm	L: 1188	
<b>G0601100BOMW-K30</b>	100W	LED 3000K	6000lm	L: 1488	
<b>G0601100BOMW-K40</b>	100W	LED 4000K	6500lm	L: 1488	

Passive dissipation, inclusive of integral driver 220-240V 50/60Hz. CRI>80.

Dali/Leading-Trailing edge/1-10V DC/PWM dimmable drivers options upon request. Other colour temperature K or CRI are available upon request.