



Gola 95



Related products:



GOLA 40
P.326-327

GOLA 60
P.328-329

GOLA 160
P.332-333

GOLA Systems
P.298-311

Features IP20

- Wall mounted linear luminaire.
- Housing of extruded aluminium with die-cast end caps mechanically attached with no exposed fasteners.
- Available with extruded ribbed satin white diffuser of UV heat resistant acrylic or with Aluminium reflector/louvers.
- Available in 4 aperture widths (40-60-95-160mm) and in versions of indirect, direct/indirect and direct modular lighting system.
- Easy installation via adjustable brackets.
- Staggered lamping include 2 versions: Gola with aperture 60mm and 95mm staggered 1 lamp, for Gola 160 staggered 2 lamps.
- Light sources include Linear Fluorescent T5 or Seamless SLS, and LED.
- Long life LED light source provide IR and UV Free emission.
- Tool-free relamping via removable opal diffuser or reflector/louwer by snap-in catch action.
- Reflectors are made of super pure aluminium with Miro-Silver coating.
- Designed and manufactured to comply with European standard EN 60598.

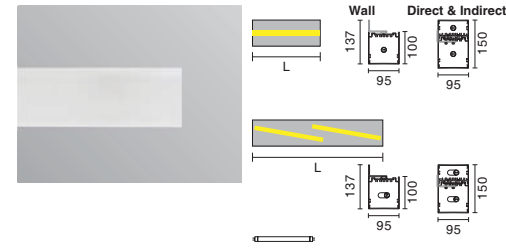
Applications

- Gola Wall fit T16 (T5) fluorescent or LED light sources that can be mounted vertically or horizontally with high efficiency and flexible options in a compact, attractive luminaire, combined with optical reflectors or diffuser and available with direct/indirect option. The simple discreet linear shape makes it ideal to compliment the minimalist look in the architecture.
- Application areas: offices, banks, retails, public areas, departmental stores, schools corridors, hallways, stairwells, boardrooms, cafeterias, restaurants and hotels.

Complete with end caps and accessories for wall mounting.



Colour

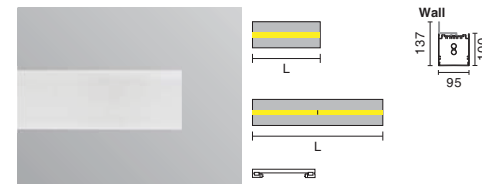


Gola 95 Opal T5

Wall	Wall Direct & Indirect			
G095124TOMW	G095124TOUW	1x24W	G5 T5	L: 588
G095139TOMW	G095139TOUW	1x21/39W	G5 T5	L: 888
G095154TOMW	G095154TOUW	1x28/54W	G5 T5	L: 1188
G095180TOMW	G095180TOUW	1x35/49/80W	G5 T5	L: 1488

G0951139TOMW	G0951139TOUW	1+1x21/39W	G5 T5	L: 1656
G0951154TOMW	G0951154TOUW	1+1x28/54W	G5 T5	L: 2256
G0951149TOMW	G0951149TOUW	1+1x35/49W	G5 T5	L: 2856
G0951180TOMW	G0951180TOUW	1+1x80W	G5 T5	L: 2856

With integral electronic control gear 220-240V 50/60Hz.

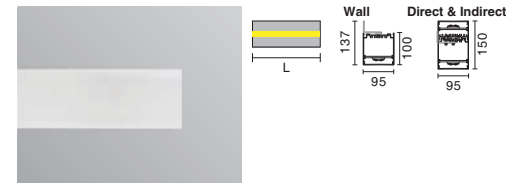


Gola 95 Opal SLS

Wall				
G095124SOMW		1x14/24W	G5 SLS	L: 588
G095139SOMW		1x21/39W	G5 SLS	L: 888
G095154SOMW		1x28/54W	G5 SLS	L: 1188

G0951139SOMW		1+1x21/39W	G5 SLS	L: 1772
G0951154SOMW		1+1x28/54W	G5 SLS	L: 2372

With integral electronic control gear 220-240V 50/60Hz.



Gola 95 Opal LED

Wall	Wall Direct & Indirect				
G095140BOMW	G095140BOUW	-K30	40W	LED 3000K	2400lm L: 588
G095140BOMW	G095140BOUW	-K40	40W	LED 4000K	2600lm L: 588
G095160BOMW	G095160BOUW	-K30	60W	LED 3000K	3600lm L: 888
G095160BOMW	G095160BOUW	-K40	60W	LED 4000K	3900lm L: 888
G095180BOMW	G095180BOUW	-K30	80W	LED 3000K	4800lm L: 1188
G095180BOMW	G095180BOUW	-K40	80W	LED 4000K	5200lm L: 1188
G0951100BOMW	G0951100BOUW	-K30	100W	LED 3000K	6000lm L: 1488
G0951100BOMW	G0951100BOUW	-K40	100W	LED 4000K	6500lm L: 1488

Passive dissipation, inclusive of integral driver 220-240V 50/60Hz.
CRI>80.

Dali/Leading-Trailing edge/1-10V DC/PWM dimmable drivers options upon request.
Other colour temperature K or CRI are available upon request.

LED