

IP 55

class I

IK08 5J xx5
IK09 10J xx7
IK10 20J xx9



INSERT

design Roberto Fiorato

Series of post and wall recessed luminaire in two sizes, for indoor and outdoor lighting, comprising:

- Die-cast corrosion resistant aluminium body with vibratory finish
- Die-cast painted aluminium ring, vertical (FV) and horizontal (GO) trims
- Pressed transparent glass diffuser with internal pattern

Einbauleuchte zum Einbau in Massivwände für Innen- und Außenbereiche, zur allgemeinen Beleuchtung, bestehend aus:

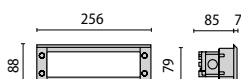
- Gehäuse aus besonders korrosionsbeständigem Aluminiumdruckguss
- Abdeckung mit vertikalen Lamellen zur Lichtbrechung (FV) oder horizontalen Lamellen zur Lichtlenkung (GO) nach unten aus lackiertem Aluminiumdruckguss

- HP versions complete with 3 LED 1,1 W (INSERT 1) or 4 LED 1,1 W, 3100K or 6500K and 350 mA driver.
- EPDM gasket
- Stainless steel locking screws
- Casing in techno-polymer for wall recessing prior to installation of the luminaire. Order separately

- Diffusor aus gepresstem, transparentem, innen behandeltem Glas
- HP Ausführung mit 3 x 1,1W LEDs (Einsatz 1), 4 x 1,1W LEDs (Einsatz 2), mit 3100K oder 6500K erhältlich. inkl. 350mA Konverter.
- EPDM-Dichtung
- Äußere Schrauben aus Edelstahl
- Zur korrekten Montage ist ein Einbaugehäuse erforderlich. Einbaugehäuse nicht im Lieferumfang enthalten



LAMPHOLDER FASSUNG	W	COLOUR CLASS ILCOS FARBE	KLASSE	COLOUR CLASS KELVIN	COS φ ≥ 0,9	EEI	CODE BESTELLNR.	NOTES BEMERKNG. EURO
-----------------------	---	-----------------------------	--------	------------------------	----------------	-----	--------------------	-------------------------



INSERT 1

E14	max 1x40w IBP	IV1	I	•			007340	
E14	max 1x40w IBP	BK1	I	•			007341	
E14	max 1x40w IBP	GR2	I	•			007334	
Fluorescent - electronic ballast 220/240V 50/60Hz/Leuchtstofflampen - EVG 220/240V 50/60Hz								
2G7	1x7w	FSD	IV1	I	2700	A2÷A3	057348	
2G7	1x7w	FSD	BK1	I	2700	A2÷A3	057349	
2G7	1x7w	FSD	GR2	I	2700	A2÷A3	057337	
Fluorescent - magnetic ballast 230V 50Hz/Leuchtstofflampen - VVG 230V 50Hz								
G23	1x9w	FSD	IV1	I	•	≤B2	007348	
G23	1x9w	FSD	BK1	I	•	≤B2	007349	
G23	1x9w	FSD	GR2	I	•	≤B2	007337	

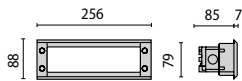
IK08 5J xx5

LUMINAIRE THAT REQUIRES A FIXING KIT FOR INSTALLATION

DIESE LEUCHTE BENÖTIGT EINEN EINBAUTOPF ZUR INSTALLATION

E14	E14	G23	2G7
max 1x40W	1x9W Philips PL-E	1x9W	1x7W





LUMINAIRE THAT REQUIRES A FIXING KIT FOR INSTALLATION
 DIESE LEUCHE BENÖTIGT EINEN EINBAUTOPF ZUR INSTALLATION

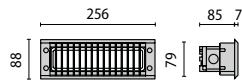

INSERT 1 HP

Power LED/Power-LED						
3 led 3,3w	IV1+WHL	I		3200		3027315
3 led 3,3w	BK1+WHL	I		3200		3027335
3 led 3,3w	GR2+WHL	I		3200		3027325
3 led 3,3w	IV1+WHL	I		6500		3027345
3 led 3,3w	BK1+WHL	I		6500		3027365
3 led 3,3w	GR2+WHL	I		6500		3027355

IK08 5J xx5



n.3 led 3,3w



LUMINAIRE THAT REQUIRES A FIXING KIT FOR INSTALLATION
 DIESE LEUCHE BENÖTIGT EINEN EINBAUTOPF ZUR INSTALLATION

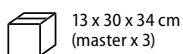
INSERT 1 FV

E14	max 1x40w IBP	IV1	I	•			007344
E14	max 1x40w IBP	BK1	I	•			007345
E14	max 1x40w IBP	GR2	I	•			007336
Fluorescent - electronic ballast 220/240V 50/60Hz/Leuchtstofflampen - EVG 220/240V 50/60Hz							
2G7	1x7w	FSD	IV1	I	2700	A2÷A3	057352
2G7	1x7w	FSD	BK1	I	2700	A2÷A3	057353
2G7	1x7w	FSD	GR2	I	2700	A2÷A3	057339
Fluorescent - magnetic ballast 230V 50Hz/Leuchtstofflampen - VVG 230V 50Hz							
G23	1x9w	FSD	IV1	I	•	≤B2	007352
G23	1x9w	FSD	BK1	I	•	≤B2	007353
G23	1x9w	FSD	GR2	I	•	≤B2	007339

IK09 10J xx7

E14	E14	G23	2G7
max 1x40W	1x9W Philips PL-E	1x9W	1x7W

PACKAGE SIZE / VERPACKUNGSMASSE



13 x 30 x 34 cm
(master x 3)



IV1
IVORY WHITE
ELFENBEIN



BK1
BLACK
SCHWARZ



GR2
GLOSS METALLIC GREY
GRAU METALLIC, POLIERT



WH1+WHL
IVORY WHITE+WHITE LED
ELFENBEIN+WEISS LED



BK1+WHL
BLACK+WHITE LED
SCHWARZ+WEISS LED

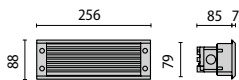


GR2+WHL
GREY+WHITE LED
GRAU+WEISS LED

IP 55

class I

IK08 5J xx5
IK09 10J xx7
IK10 20J xx9



LUMINAIRE THAT REQUIRES A FIXING KIT FOR INSTALLATION

DIESE LEUCHE BENÖTIGT EINEN EINBAUTOPF ZUR INSTALLATION



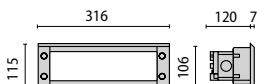
INSERT 1 GO

E14	max 1x40w	IBP	IV1	I	•			007342
E14	max 1x40w	IBP	BK1	I	•			007343
E14	max 1x40w	IBP	GR2	I	•			007335
Fluorescent - electronic ballast 220/240V 50/60Hz/Leuchtstofflampen - EVG 220/240V 50/60Hz								
2G7	1x7w	FSD	IV1	I	•	2700	A2÷A3	057350
2G7	1x7w	FSD	BK1	I	•	2700	A2÷A3	057351
2G7	1x7w	FSD	GR2	I	•	2700	A2÷A3	057338
Fluorescent - magnetic ballast 230V 50Hz/Leuchtstofflampen - VVG 230V 50Hz								
G23	1x9w	FSD	IV1	I	•		≤B2	007350
G23	1x9w	FSD	BK1	I	•		≤B2	007351
G23	1x9w	FSD	GR2	I	•		≤B2	007338

IK10 20J xx9



IK10 20J



LUMINAIRE THAT REQUIRES A FIXING KIT FOR INSTALLATION

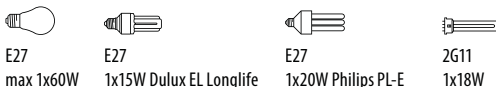
DIESE LEUCHE BENÖTIGT EINEN EINBAUTOPF ZUR INSTALLATION



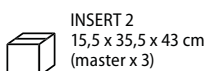
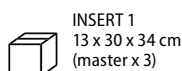
INSERT 2

E27	max 1x60w	IAA	IV1	I	•			007356
E27	max 1x60w	IAA	BK1	I	•			007357
E27	max 1x60w	IAA	GR2	I	•			007354
Fluorescent - electronic ballast 220/240V 50/60Hz/Leuchtstofflampen - EVG 220/240V 50/60Hz								
2G11	1x18w	FSD	IV1	I	•	2700	A2÷A3	057364
2G11	1x18w	FSD	BK1	I	•	2700	A2÷A3	057365
2G11	1x18w	FSD	GR2	I	•	2700	A2÷A3	057403
Fluorescent - magnetic ballast 230V 50Hz/Leuchtstofflampen - VVG 230V 50Hz								
2G11	1x18w	FSD	IV1	I	•	2700	≤B2	007364
2G11	1x18w	FSD	BK1	I	•	2700	≤B2	007365
2G11	1x18w	FSD	GR2	I	•	2700	≤B2	007403

IK08 5J xx5



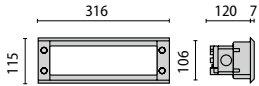
PACKAGE SIZE / VERPACKUNGSMABE



If information about Kelvin degrees is provided, this means that the lamp is included.
Bei Angabe der Grad in Kelvin ist die Lampe eingeschlossen.



LAMPHOLDER	COLOUR CLASS			COS φ	CODE	NOTES			
FASSUNG W	ILCOS	FARBE	KLASSE	KELVIN	≥ 0,9	EEL	BESTELLN.R.	BEMERKNG.	EURO



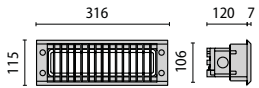

INSERT 2 HP

Power LED/Power-LED					
4 led 4,4w	BK1+WHL	I	3200		3027395
4 led 4,4w	BK1+WHL	I	6500		3027425
4 led 4,4w	IV1+WHL	I	6500		3027405
4 led 4,4w	IV1+WHL	I	3200		3027375
4 led 4,4w	GR2+WHL	I	6500		3027415
4 led 4,4w	GR2+WHL	I	3200		3027385

IK08 5J xx5



LUMINAIRE THAT REQUIRES A FIXING KIT FOR INSTALLATION
DIESE LEUCHTE BENÖTIGT EINEN EINBAUTOPF ZUR INSTALLATION



INSERT 2 FV

E27	max 1x60w	IAA	IV1	I	•			007360
E27	max 1x60w	IAA	BK1	I	•			007361
E27	max 1x60w	IAA	GR2	I	•			007402
Fluorescent - electronic ballast 220/240V 50/60Hz/Leuchtstofflampen - EVG 220/240V 50/60Hz								
2G11	1x18w	FSD	IV1	I	•	2700	A2÷A3	057368
2G11	1x18w	FSD	BK1	I	•	2700	A2÷A3	057369
2G11	1x18w	FSD	GR2	I	•	2700	A2÷A3	057412
Fluorescent - magnetic ballast 230V 50Hz/Leuchtstofflampen - VVG 230V 50Hz								
2G11	1x18w	FSD	IV1	I	•	2700	≤B2	007368
2G11	1x18w	FSD	BK1	I	•	2700	≤B2	007369
2G11	1x18w	FSD	GR2	I	•	2700	≤B2	007412

IK08 5J xx5

LUMINAIRE THAT REQUIRES A FIXING KIT FOR INSTALLATION
DIESE LEUCHTE BENÖTIGT EINEN EINBAUTOPF ZUR INSTALLATION



IV1
IVORY WHITE
ELFENBEIN



BK1
BLACK
SCHWARZ



GR2
GLOSS METALLIC GREY
GRAU METALLIC, POLIERT



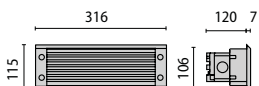
WH1+WHL
IVORY WHITE+WHITE LED
ELFENBEIN+WEISS LED



BK1+WHL
BLACK+WHITE LED
SCHWARZ+WEISS LED



GR2+WHL
GREY+WHITE LED
GRAU+WEISS LED



INSERT 2 GO

E27	max 1x60w	IAA	IV1	I	•			007358
E27	max 1x60w	IAA	BK1	I	•			007359
E27	max 1x60w	IAA	GR2	I	•			007355
Fluorescent - electronic ballast 220/240V 50/60Hz/Leuchtstofflampen - EVG 220/240V 50/60Hz								
2G11	1x18w	FSD	IV1	I	•	2700	A2÷A3	057366
2G11	1x18w	FSD	BK1	I	•	2700	A2÷A3	057367
2G11	1x18w	FSD	GR2	I	•	2700	A2÷A3	057411
Fluorescent - magnetic ballast 230V 50Hz/Leuchtstofflampen - VVG 230V 50Hz								
2G11	1x18w	FSD	IV1	I	•	2700	≤B2	007366
2G11	1x18w	FSD	BK1	I	•	2700	≤B2	007367
2G11	1x18w	FSD	GR2	I	•	2700	≤B2	007411

IK10 20J xx9

LUMINAIRE THAT REQUIRES A FIXING KIT FOR INSTALLATION
DIESE LEUCHTE BENÖTIGT EINEN EINBAUTOPF ZUR INSTALLATION



IP 55

class I

IK08 5J xx5
IK09 10J xx7
IK10 20J xx9



INSERT

ACCESSORIES

Aluminium post, comprising:
 - Painted extruded aluminium post
 - Painted die-cast aluminium flange for anchoring to the ground

Recessed fixing kit

- Recessed fixing kit made of technopolymer to be cemented into wall prior to installation of the luminaire

ZUBEHÖR

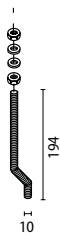
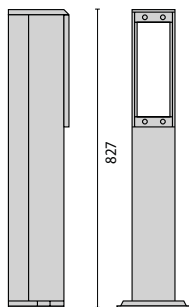
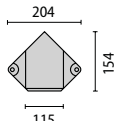
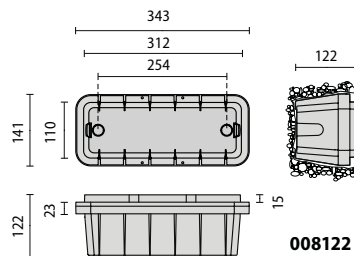
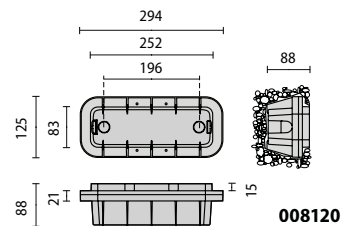
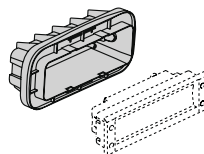
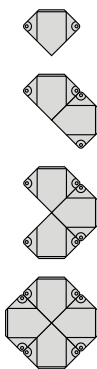
Mast aus Aluminium, bestehend aus:
 - Mast aus lackiertem, eloxiertem Aluminium
 - Flansch für die Bodenbefestigung aus lackiertem Aluminiumdruckguss

Einbautopf

- Einbautopf aus selbstverlöschendem Technopolymer für den Wandeinbau vor der Installation der Leuchte

DESCRIPTION / BESCHREIBUNG	COLOUR FARBE	CODE BESTELLNR.	EURO
----------------------------	--------------	-----------------	------

Recessed fixing kit Insert 1/Einbautopf Insert 1		008120	
Recessed fixing kit Insert 2/Einbautopf Insert 2		008122	
Post Insert 2/Mast Insert 2	WH1	008123	
Post Insert 2/Mast Insert 2	BK1	008124	
Fixing rod/Einbetonierschraube		008981	



008981