

Iride
Recessed fully tiltable and rotatable downlight

Features

- Versatile aiming angle 0°- 35° vertical tilting adjustability with 350° horizontal rotation.
- Housing and stirrup in die cast aluminum.
- Reflector made of super pure anodized aluminum.
- Part of the rotation system mechanism is made of heat resistance plastic.
- For metal halide and halogen version, transformer and control gear in pre-wired remote unit has to be ordered separately.
- For LED version, remote driver included.
- Designed and manufactured to comply with European standard EN 60598.


Applications

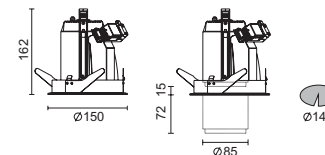
- A concept in spotlight design with continuous line applications for the benefit of increasing the possibility of display lighting.
- Application areas: retail, department stores, galleries, shopping centers, showrooms, residential, restaurants, hotels, exhibitions, window displays.



Iride

- 5160** Spot Light 15°
- 5161** Flood Light 35°
- 5173** Wide Flood Light 60°

20/35/50/70W G8.5 CDM-TC Metal halide 
Control gear not included. To be ordered separately.
IP20    Safety Glass Included

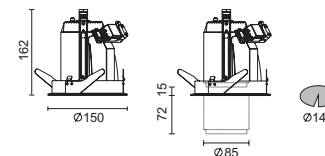


Iride

- 5174** 35W E27 PAR20(CDM-R) Metal halide 




Control gear not included. To be ordered separately.

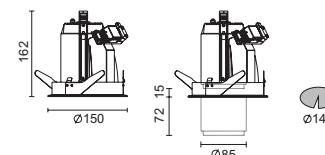
- 5179** 7W E27 PAR20 LED 
- IP20   





Iride LED WHITE

- 5643** Inclusive of Bridgelux LED 21W 1050lm 

Inclusive of remote driver 100-240V 50/60Hz
LED in color code 93(warm white 3000K) or
in code 89(natural white 4000K)
With reflector in code M(Medium beam 22°).
IP20   



Mini-Iride

- 5894** 50W 12V GU5.3 MR16 
- 10W 12V GU5.3 MR16 LED 

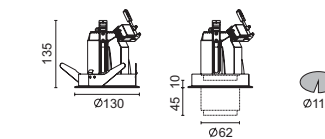
Transformer not included. To be ordered separately.

IP20   

- 5900** 20/35W GX10 MR16 Metal Halide 

Control gear not included. To be ordered separately.

IP20   

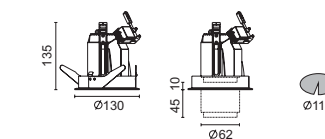


Mini-Iride LED WHITE













- 5338** Inclusive of Bridgelux LED 10W 560lm  

Inclusive of remote driver 100-240V 50/60Hz
LED in color code 93(warm white 3000K)
Or in code 89(natural white 4000K)
With reflector in code M(Medium beam 32°) or in code F(Flood 45°) or
in code WF(Wide Flood 65°)
Other LED color available upon request.


IP20   



Iride Accessories Table


Accessories	Coloured Filters	Refractor	UV Filter	Honeycomb Louvre
Light Source				
Iride				
PAR20 CDM-R 				2633
PAR20 LED 				2633
G8.5 CDM-TC 	2630	2631	2632	2633
LED WHITE 				
Mini-Iride				
MR16 	2163	2166		2172
MR16 LED 				
GX10 MR16 	2163	2166		2172
LED WHITE 				

Accessories




Coloured Filters

Available in colours 25, 42, 55, 85



UV Filter

Available in colour 41



Refractor

Available in colour 41



Honeycomb Louvre

Available in colour 10

