

JOKER LINE

design Roberto Fiorato




Range of luminaires for wall, post or inground installation, with cylindrical diffuser and screen in extruded aluminium in different heights.

JOKER LINE is designed for use with high efficiency energy saving T5 and T8 fluorescent lamps, which are also available in various colours.

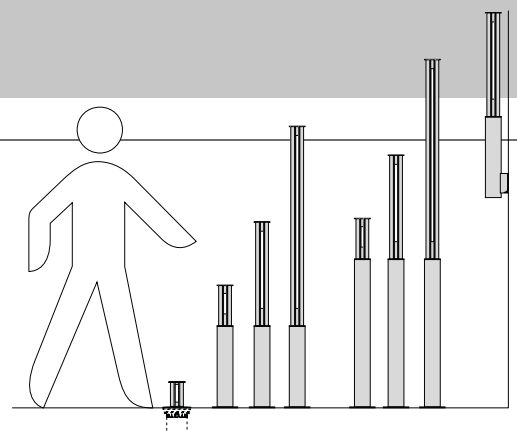
The fittings provide two light distribution patterns determined by the screening of the lamp chamber, other options available on request.

JOKER LINE and the recessed model Joker Inground are ideal for lighting pedestrian areas, entrances and access roads, to provide orientation or guidance signage. The wall model JOKER LINE WALL is ideal for being placed on colonnades and in hallways.




Fluorescent tubes T5 and T8 can give JOKER LINE interesting shades of coloured light, and add a decorative touch to the practical capacity of fluorescent light.

h max 2,2 m
h min 0,16 m




JOKER LINE WALL

JOKER LINE WALL 2 H.660

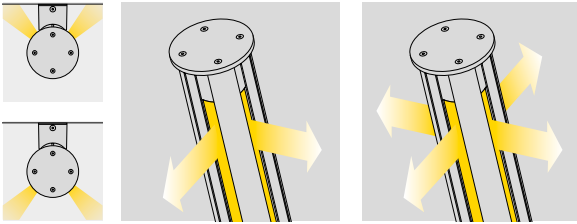
	G5	1x24 W FDH
--	----	------------

JOKER LINE WALL 4 H.660

	G5	1x24 W FDH
--	----	------------

Wall mounted luminaire for interior and exterior use comprising:

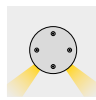
- Extruded aluminium screen with either two adjacent openings (Joker Line Wall 2) or four openings at 90° (Joker Line Wall 4) featuring directional lighting
- Other opening arrangements available upon request
- Cylindrical diffuser made of transparent self-extinguishing polycarbonate, class V-0 rated, 850°C glow wire test
- Technopolymer electrical gear support
- Painted aluminium cap and base flange
- Painted extruded aluminium housing, 100 mm diameter
- Painted aluminium wall bracket
- Electronic ballast
- Suitable for T5 coloured lamps (by others)
- Fitting is complete when installed onto post or bracket



A screen providing either two or four 90° angled openings directs the light output.

Joker line wall 2 may be mounted with openings facing the wall for indirect lighting or facing outside for direct lighting.

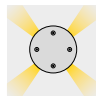
lampholder	W	colour	class	IP			Kelvin		Cos φ ≥ 0,9	EEL	code	notes
------------	---	--------	-------	----	---	---	--------	---	-------------	-----	------	-------



JOKER LINE WALL 2 H.660

Fluorescent - electronic ballast 220/240 V 50/60 Hz

G5	1x24 W	FDH	GR3	II	55	• •	2700	IK07 2J xx5	A2÷A3	006836	
G5	1x24 W	FDH	AN3	II	55	• •	2700	IK07 2J xx5	A2÷A3	006837	



JOKER LINE WALL 4 H.660

Fluorescent - electronic ballast 220/240 V 50/60 Hz

G5	1x24 W	FDH	GR3	II	55	• •	2700	IK07 2J xx5	A2÷A3	006814	
G5	1x24 W	FDH	AN3	II	55	• •	2700	IK07 2J xx5	A2÷A3	006815	

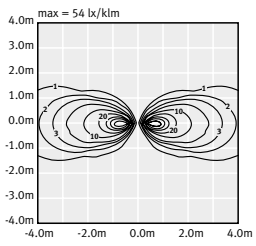
If information about Kelvin degrees is provided, this means that the lamp is included.



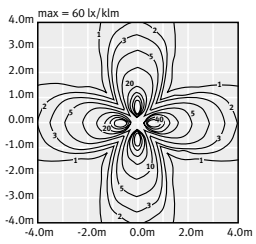
GR3

AN3

JOKER LINE WALL 2
1x24 W T5 FQ FD



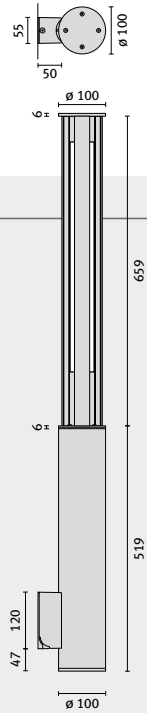
JOKER LINE WALL 4
1x24 W T5 FQ FD



COMPLETE UNIT

1A+1B = please order 2 codes

COMPONENTS	CODES
A housing	
B bracket	>page 125





JOKER LINE WALL

JOKER LINE WALL
is available with
two types of brackets
for corner or direct
wall mounting.

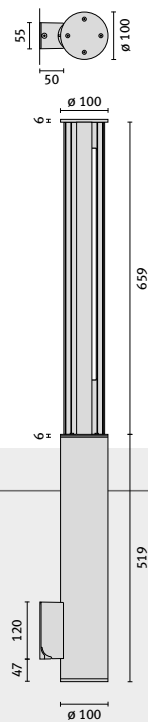


description	colour	code
Bracket	AN3	000491
Bracket	GR3	000490
Corner bracket	AN3	000493
Corner bracket	GR3	000492

COMPLETE UNIT

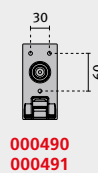
1A+1B = please order 2 codes

COMPONENTS	CODES
A housing	> page 122
B bracket	

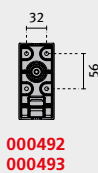


GR3

AN3



000490
000491



000492
000493