



KYRO high performance public area lighting fittings available in two sizes; KYRO 1 and KYRO 2, combining contemporary aesthetics with a highly functional performance to suit a variety of public area lighting applications.

- Light quality: high uniformity distribution and high performance with visual comfort, full cut-off for zero upward light pollution.
- Efficiency: high performance optics provides efficient luminaire spacing with the added benefit of reduction in installation and maintenance costs.
- Harmonised installation
- Flexibility
- Easy fast installation and maintenance.
- Longevity.

- Body and cover in die-cast aluminium finished classified IP65 rating.
 - High purity aluminium reflector anodised and polished.
 - Toughened safety glass (KYRO 1: IK 09/10J, KYRO 2: IK 08/7J).
 - Silicone rubber anti-ageing gaskets.
 - Supply: 230V/50Hz cosφ ≥ 0.9, other voltages available on request.
 - Polyamide M25 cable gland for Ø9-14mm cables.
 - Rubber sealing gaskets to suit various cable sizes are available as a kit of accessories.
 - A2 stainless steel external screws.
- Special versions; voltage / frequency, fuses, timed ignitor, photocell, light flux regulation control system etc. available on request.

Power reduction by pilot control

The fittings are equipped with power reducer and switching device, controlled by a supplemental control line (pilot control).

Automatic power reduction

The fitting is equipped with a bi-powered ballast and an automatic converter which permits the automatic change-over in order to reduce the luminous flux without using control cables.



Ø42 - Ø60



Ø42 - Ø60

KYRO 1

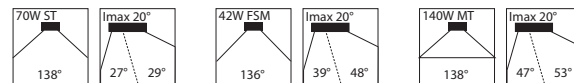
Lampholder	W	lcas	*K	Optic	Colour	Class	Wiring	EEL =	Co _{sp} ≥ 0,9	Code	Notes	
E27	50W	ST		SR	96	II	CR		•	05214496		•
E27	70W	ST		SR	96	II	CR		•	05214596		•
E40	100W	ST-MT		SR	96	II	CR		•	05214696		•
E40	150W	ST-MT		SR	96	II	CR		•	05214796		•
E27	70W	SE/I		SR	96	II	CR		•	05216196		•
E27	70W	ME		SR	96	II	CR		•	05214896		•
E27	100W	ME		SR	96	II	CR		•	05214996		•
E27	150W	ME		SR	96	II	CR		•	05215096		•
E27	70W	ST-MT		SR	96	II	ETRC		•	05318396		•
E40	100W	ST-MT		SR	96	II	ETRC		•	05318496		•
E27	70W	ME		SR	96	II	ETRC		•	05318596		•
E27	100W	ME		SR	96	II	ETRC		•	05318696		•
PGZ12	45W	MT		SR	96	II	ETRC		•	05318196		•
PGZ12	60W	MT		SR	96	II	ETRC		•	05215396		•
PGZ12	90W	MT		SR	96	II	ETRC		•	05318296		•
PGZ12	140W	MT		SR	96	II	ETRC		•	05215496		•
GX24q-3	26 - 32 - 42W	FSQ - FSMH		SR	96	II	ETRC	A2	•	05215196		•
GX24q-5	57W	FSM		SR	96	II	ETRC	A2	•	05215296		•

KYRO 1 Power reduction by pilot control

E27	70/50W	ST		SR	96	II	CR		•	05318796		•
E40	100/70W	ST		SR	96	II	CR		•	05318896		•
E40	150/100W	ST		SR	96	II	CR		•	05295796		•

KYRO 1 Automatic power reduction

E27	70/50W	ST		SR	96	II	CR		•	05318996		•
E40	100/70W	ST		SR	96	II	CR		•	05319096		•
E40	150/100W	ST		SR	96	II	CR		•	05295696		•



KYRO 1/A

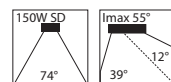
RX7s	70W	SD-MD		A 54	96	II	CR		•	05236396		•
RX7s	150W	SD-MD		A 54	96	II	CR		•	05236496		•
RX7s	70W	MD		A 54	96	II	ETRC		•	05319196		•
RX7s	70W	SD		A 54	96	II	ETRC		•	05319396		•

KYRO 1/A Power reduction by pilot control

RX7s	70/50W	SD		A 54	96	II	CR		•	05319496		•
RX7s	150/100W	SD		A 54	96	II	CR		•	05319596		•

KYRO 1/A Automatic power reduction

RX7s	70/50W	SD		A 54	96	II	CR		•	05319696		•
RX7s	150/100W	SD		A 54	96	II	CR		•	05319796		•



Complete with electronic ballast 220-240V 50/60Hz.

For lamps with integral ignitor.



CLASS II		96	IP 66		Kyro 1									
					ST 50÷70W NAV-T SON-T	ST 100÷150W NAV-T SON-T	MT 100÷150W CDO-TT HCI-TT	SE/I 70W NAV-E-1 SON	ME 70÷150W HQ-E CDO-ET	MT 45÷140W CPO-TW	FSMH 32-42-57W DULUX T-E PLT-4Pin	FSQ 26W DULUX D-E PLC-4Pin	Kyro1/A SD 70÷150W NAV-TS	Kyro1 D76 MD 70÷150W HQ-TS/HCI-TS MH-TD/CDM-TD



KYRO 1-D76

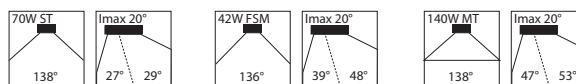
Lampholder	W	lcos	*K	Optic	Colour	Class	Wiring	EEL =	Coop ≥ 0,9	Code	Notes	
E27	50W	ST		SR	96	II	CR			05306596		
E27	70W	ST		SR	96	II	CR			05306696		
E40	100W	ST-MT		SR	96	II	CR			05306796		
E40	150W	ST-MT		SR	96	II	CR			05306896		
E27	70W	SE/I		SR	96	II	CR			05306996		
E27	70W	ME		SR	96	II	CR			05307096		
E27	100W	ME		SR	96	II	CR			05307196		
E27	150W	ME		SR	96	II	CR			05307296		
E27	70W	ST-MT		SR	96	II	ETRC			05320096		
E40	100W	ST-MT		SR	96	II	ETRC			05320196		
E27	70W	ME		SR	96	II	ETRC			05320296		
E27	100W	ME		SR	96	II	ETRC			05320396		
PGZ12	45W	MT		SR	96	II	ETRC			05319896		
PGZ12	60W	MT		SR	96	II	ETRC			05307596		
PGZ12	90W	MT		SR	96	II	ETRC			05319996		
PGZ12	140W	MT		SR	96	II	ETRC			05307696		
GX24q-3	26 - 32 - 42W	FSQ - FSMH		SR	96	II	ETRC	A2		05307396		
GX24q-5	57W	FSM		SR	96	II	ETRC	A2		05307496		

KYRO 1-D76 Power reduction by pilot control

E27	70/50W	ST		SR	96	II	CR			05320496		
E40	100/70W	ST		SR	96	II	CR			05320596		
E40	150/100W	ST		SR	96	II	CR			05320696		

KYRO 1-D76 Automatic power reduction

E27	70/50W	ST		SR	96	II	CR			05320796		
E40	100/70W	ST		SR	96	II	CR			05320896		
E40	150/100W	ST		SR	96	II	CR			05320996		



KYRO 1-D76 /A

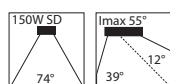
RX7s	70W	SD-MD	A 54	96	II	CR				05307796		
RX7s	150W	SD-MD	A 54	96	II	CR				05307896		
RX7s	70W	MD	A 54	96	II	ETRC				05321096		
RX7s	70W	SD	A 54	96	II	ETRC				05321196		

KYRO 1-D76 /A Power reduction by pilot control

RX7s	70/50W	SD	A 54	96	II	CR				05321296		
RX7s	150/100W	SD	A 54	96	II	CR				05321396		

KYRO 1-D76 /A Automatic power reduction

RX7s	70/50W	SD	A 54	96	II	CR				05321496		
RX7s	150/100W	SD	A 54	96	II	CR				05321596		



- Complete with electronic ballast 220-240V 50/60Hz.
- For lamps with integral ignitor.

KYRO 1-2

		IK 08 7J										
CLASS II	96	IP 66		Kyro 2 MT 100÷150W CDO-TT HCI-TT	MT 210W CDM-Tm	ST max 400W NAV-T/SON-T	MT max 400W HQI-T/D HQI-BT/D	Kyro 2/A SD max 150W NAV-TS	MD max 150W HQI-TS/HCI-TS MH-TD/CDM-TD	SD 250-400W NAV-TS	MD max 250W HQI-TS MH-TD	MD max 400W HQI-TS

Power reduction by pilot control

The fittings are equipped with power reducer and switching device, controlled by a supplemental control line (pilot control).

Automatic power reduction

The fitting is equipped with a bi-powered ballast and an automatic converter which permits the automatic change-over in order to reduce the luminous flux without using control cables.



Ø60 - Ø76



Ø60 - Ø76

KYRO 2

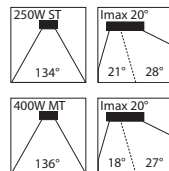
Lampholder	W	Icos	*K	Optic	Colour	Class	Wiring	EEL =	Cosp ≥ 0,9	Code	Notes	
E40	150W	ST-MT		SR	96	II	CR			05213996		
E40	250W	ST-MT		SR	96	II	CR			05214096		
E40	400W	ST-MT		SR	96	II	CR			05214196		
E40	150W	ST		SR	96	II	ETRC			05321696		
E40	150W	MT		SR	96	II	ETRC			05321796		
E40	250W	ST		SR	96	II	ETRC			05321896		
E40	250W	MT		SR	96	II	ETRC			05321996		
PGZ18	210W	MT		SR	96	II	ETRC			05322096		

KYRO 2 Power reduction by pilot control

E40	150/100W	ST		SR	96	II	CR			05322896		
E40	250/150W	ST		SR	96	II	CR			05322996		

KYRO 2 Automatic power reduction

E40	150/100W	ST		SR	96	II	CR			05323096		
E40	250/150W	ST		SR	96	II	CR			05323196		



Complete with electronic ballast 220-240V 50/60Hz.

KYRO 2/A

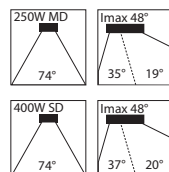
RX7s	150W	SD-MD		A 52	96	II	CR			05237496		
Fc2	250W	MD		A 52	96	II	CR			05237596		
Fc2	250W	SD		A 52	96	II	CR			05237696		
Fc2	400W	SD-MD		A 52	96	II	CR			05237796		
RX7s	150W	SD		A 52	96	II	ETRC			05323296		
RX7s	150W	MD		A 52	96	II	ETRC			05323396		
Fc2	250W	SD		A 52	96	II	ETRC			05323496		
Fc2	250W	MD		A 52	96	II	ETRC			05323596		

KYRO 2/A Power reduction by pilot control

RX7s	150/100W	SD-MD		A 52	96	II	CR			05323696		
Fc2	250/150W	SD		A 52	96	II	CR			05323796		


KYRO 2/A Automatic power reduction

RX7s	150/100W	SD-MD		A 52	96	II	CR			05323896		
Fc2	250/150W	SD		A 52	96	II	CR			05323996		



Complete with electronic ballast 220-240V 50/60Hz.

ACCESSORIES



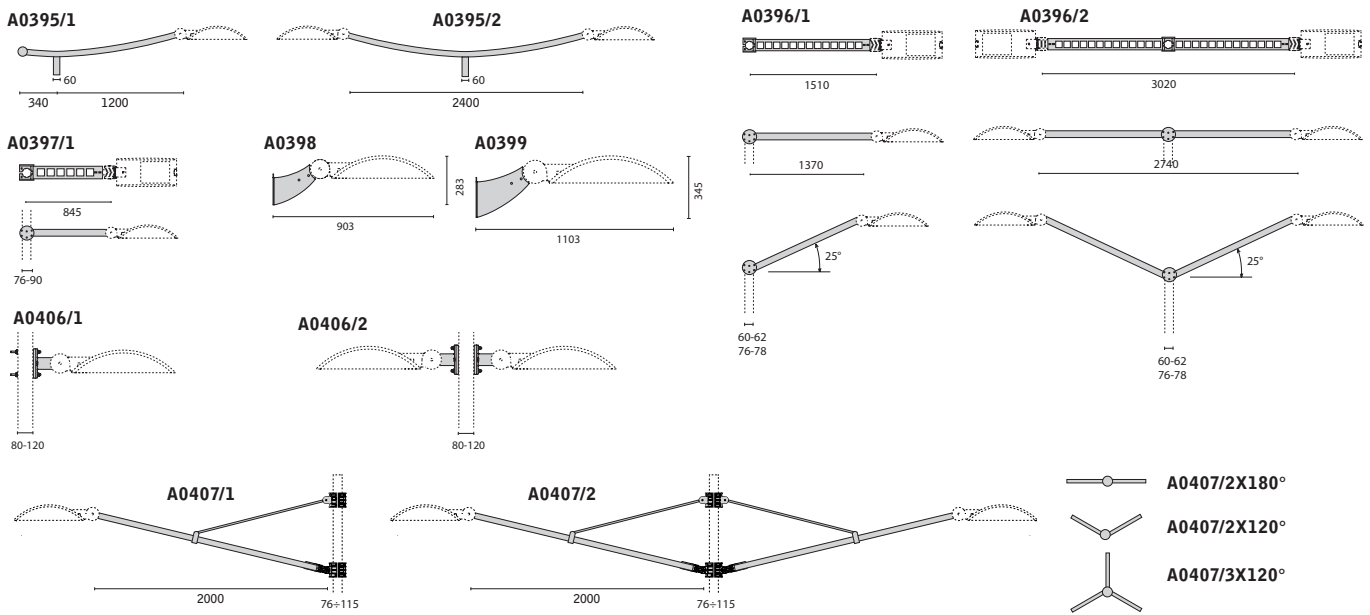
Code	Denomination	Description
14025220	A0247 / 70W	Supplement for factory fitted timed ignitor, to be ordered as a separate item along with fitting, according to specific lamp version.
14015020	A0219 / 100÷250W	
14078520	A0403 / 400W	
14077820	A0400	Kit of 10 rubber sealing gaskets for up to 2 no. Ø8mm cables
14077920	A0401	Kit of 10 rubber sealing gasket for 1 no. flat cable 19x5.8mm.
14078120	A0402 / 2A 50-70-100W	Supplement for factory fitted fuse holder + ceramic fuse 10x38mm, to be ordered as a separate item along with fitting, according to specific lamp version.
14078220	A0402 / 4A 150W	
14078320	A0402 / 6A 250W	
14078420	A0402 / 10A 400W	
14078620	A0404	Supplement for factory fitted photocell (250W max. non-adjustable), to be ordered as a separate item along with fitting.

MOUNTING ACCESSORIES

KYRO fittings are designed to take standard pole and side entry mounting or can be supplied complete with a variety of arms and wall mounting accessories finished. Other colour options available on request.

Mounting arm options:

- Functional: Outreach arms available up to 2 meters
- Design: Mounting arms offering both function and design in harmony with the fitting.



Code	Denomination	Colour	Description
14077102	A0395/1		Single 1200mm or twin (back to back) 2x1200mm extension arms, hot dipped galvanised steel, suitable for installation on Ø60mm pole top.
14077202	A0395/2		
14088396	A0395/1	96	Single 1200mm or twin (back to back) 2x1200mm extension arms, hot dipped galvanised steel finished , suitable for installation on Ø60mm pole top.
14088496	A0395/2	96	
14077396	A0396/1	96	Single 1500mm or twin (back to back) 2x1500mm extension arms, phospho-chromate and cataphoresis pre-treated steel finished polyester painted. Aluminium pole top mounting joint suitable for Ø60 poles (with sleeve) or Ø76mm poles, available in horizontal or 25° inclined position.
14077496	A0396/2	96	
14082096	A0397/1	96	850mm steel extension arm finished complete with adjustable sliding aluminium pole clamp for Ø76-90mm poles.
14138196	A0407/1		2000mm extension arms in hot dipped galvanised tubular steel with aluminium joints finished RAL7039 available as single mounting options on Ø76÷115mm poles.
14138296	A0407/2x180°		2000mm extension arms in hot dipped galvanised tubular steel with aluminium joints finished RAL7039 available as twin 180° and 120° (back to back) mounting options on Ø76÷115mm poles.
14138396	A0407/3x120°		2000mm extension arms in hot dipped galvanised tubular steel with aluminium joints finished RAL7039 available as three 120° mounting options on Ø76÷115mm poles.
14077596	A0398 (Kyro 1)	96	Wall mounting bracket L=310mm (Kyro1) and L=370mm (Kyro2), in phospho-chromate and cataphoresis pre-treated steel finished polyester painted.
14077696	A0399 (Kyro 2)	96	
14081902	A0406 / 1		Hot dipped galvanised steel brackets suitable for installing single or twin fittings (back to Back) on Ø80-120mm poles. Complete with fixing rods and nuts, requires poles to be drilled.
14084202	A0406 / 2		
14088696	A0406 / 1	96	Hot dipped galvanised steel finished matt grey brackets suitable for installing single or twin fittings (back to Back) on Ø80÷120mm poles. Complete with fixing rods and M8 nuts, requires poles to be drilled.
14088796	A0406 / 2	96	