



Miniluce LED



Related products:



FLAP
P.322-323



MINILUCE
P.274-275



Ceiling base for power supply



Ceiling base for suspension wire

Features IP20/IP44

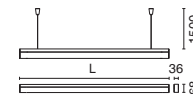
- Surface mounted or Pendant luminaire.
- Structure made of extruded aluminium with die cast aluminium end caps. The diffuser cover is made in satin acrylic.
- The pendant version fixtures are supplied with ceiling cups and with pre-installed 1.5 meter electrical cable and with 1.5 meter steel wires.
- Light source is LED.
- Long life LED light source provides IR and UV free emission.
- Designed and manufactured to comply with European standard EN 60598.

Applications

- Miniluce LED has a simple and stylish design. The 3 directional emitting satin acrylic cover enables the architect and lighting designers the ability to integrate it into most applications including wet rooms.
- Application areas: retail, department stores, galleries, shopping centers, gyms, showrooms, schools, community buildings, supermarkets residential, restaurants, offices, under canopy areas.



Colour 75



Miniluce LED Suspension

7115-K30	With 30W LED 3000K 1800lm	L: 948
7115-K40	With 30W LED 4000K 1950lm	L: 948
7116-K30	With 40W LED 3000K 2400lm	L: 1248
7116-K40	With 40W LED 4000K 2600lm	L: 1248
7117-K30	With 50W LED 3000K 3000lm	L: 1548
7117-K40	With 50W LED 4000K 3250lm	L: 1548

Passive dissipation, inclusive of integral driver 220-240V 50/60Hz. With ceiling base for power supply and mechanical suspensions. CRI>80. Dali/Leading-Trailing edge/1-10V DC/PWM dimmable drivers options upon request. Other colour temperatures K or CRI are available upon request.

IP20



Miniluce LED Wall/Ceiling

1210-K30	With 30W LED 3000K 1800lm	L: 948
1210-K40	With 30W LED 4000K 1950lm	L: 948
1211-K30	With 40W LED 3000K 2400lm	L: 1248
1211-K40	With 40W LED 4000K 2600lm	L: 1248
1212-K30	With 50W LED 3000K 3000lm	L: 1548
1212-K40	With 50W LED 4000K 3250lm	L: 1548

Passive dissipation, inclusive of integral driver 220-240V 50/60Hz. CRI>80. Dali/Leading-Trailing edge/1-10V DC/PWM dimmable drivers options upon request. Other colour temperatures K or CRI are available upon request.

IP44