

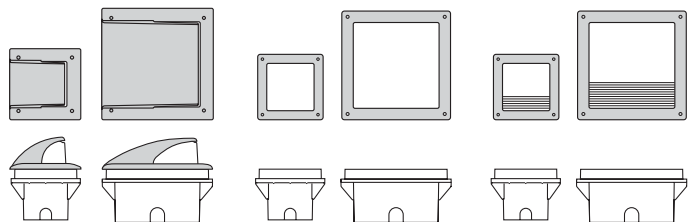


# PRO

design Roberto Fiorato



Pro is also available  
in emergency models  
(Proplat 25 EM/1P).



A range of wall recessed and in-ground luminaires in a variety of sizes and lamp options. Frame and cover screens in die-cast aluminium or stainless steel, with frosted or painted glass covers.

Provisa is offered in two sizes and is available as Provisa Wall, wall semi-recessed or Provisa Floor, in-ground semi-recessed.


Profil is designed for in-ground recessing and has a stainless steel frame for flush mounting, it is offered in two sizes with diffused or asymmetrical light distribution.

Protech is offered in three sizes for wall recessed installations. The lamp chamber and gear compartment are hidden behind glass cover and ensures glare free lighting, whilst protecting the lamp and access to electrical parts. A sturdy product that is simple to maintain and clean.

Proplat wall recessed fittings are supplied with a range of lamp versions including LED and emergency versions.

Progrill is supplied with a vandal resistant anti-glare cover grill that also directs the light source downwards.

The Pro range of discreet high performance fittings are the ideal solution for commercial and domestic accent lighting, display and public entertainment areas, and pedestrian walkways.





UNDERGROUND - TORINO (ITALY)




Profil and Proplat "L" versions include a printed board with 25 high efficiency LED.

The screen used in Pro Visa partially limits light emission.



The screen used in Pro Visa partially limits light emission.

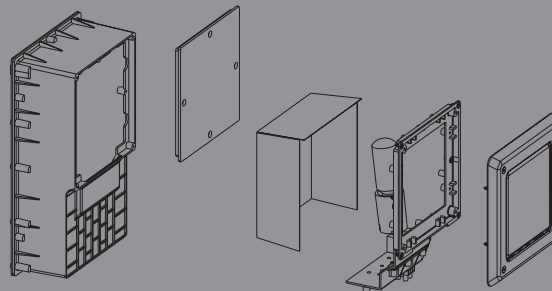
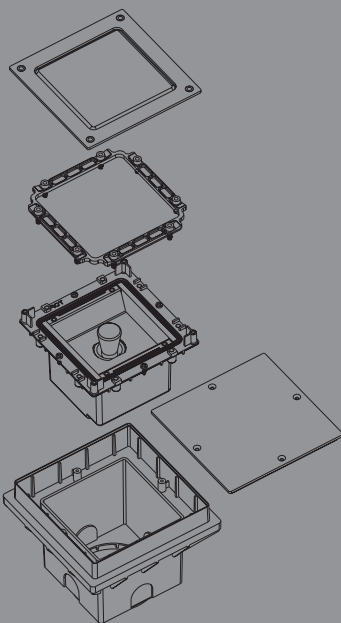
The grill shaped screen on the Pro Grill model reduces glare and directs the light beam towards the ground.



The Profil S models emit a symmetrical beam through frosted glass.



The Profil A models emit an asymmetrical beam through partially screened transparent glass.



The luminaires are made up of a recessed fixing kit body and a gear tray/lampholder assembly. The recessed fixing kit body is equipped with a protective lid, to remove after the being set in the wall to insert the cabled structure.



# PROVISA FLOOR



## LUMINAIRE THAT REQUIRES A FIXING KIT FOR INSTALLATION

Recessed mount luminaire with visor screen to direct the light including:



- die-cast non corroding polished aluminium housing
- satin glass diffuser
- die-cast non corroding aluminium screen painted in black or metal grey finish
- stainless steel locking screws
- polymer gasket
- 2,5 m of HO7RN-F, 3x1,5mm<sup>2</sup> neoprene cable, integral with the fitting and non removable. Connection with mains supply must be done in a watertight box or with resin-filled wire connectors.
- V2 rated self-extinguishing technopolymer recessed fixing kit to be ordered separately
- the recessed fixing kit is supplied complete with a protective cover allowing all masonry work necessary to a proper installation.

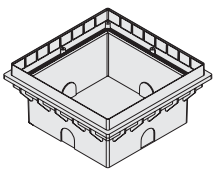
An additional gasket is used to avoid water stagnation in between housing and recessed fixing kit. It is advisable to avoid that cables either act as siphon or suck water from farther unprotected connection boxes.

### PROVISA 15 FLOOR



|   |      |               |
|---|------|---------------|
|  | E14  | max 1x40w IBP |
|  | GZ10 | 1x50w HRG     |

### PROVISA 25 FLOOR

|   |         |               |
|---|---------|---------------|
|  | E27     | max 1x75w IAA |
|  | Gx24q-3 | 1x26w FSM     |



| description            | colour | code   |
|------------------------|--------|--------|
| Recessed fixing kit 15 |        | 009371 |
| Recessed fixing kit 25 |        | 009372 |

| lampholder   | w         | ILCOS | colour | class | IP |  | Kelvin           |  | Cos φ | EEL | code   | notes |
|--|-----------|-------|--------|-------|----|---|------------------|---|-------|-----|--------|-------|
| <b>PROVISA 15 FLOOR</b>                                  |           |       |        |       |    |   |                  |   |       |     |        |       |
| E14  | max 1x40w | IBP   | BK1    | I     | 67 | •   | IK08 5J xx5      |   | ≥ 0,9 |     | 008298 |       |
| E14  | max 1x40w | IBP   | GR2    | I     | 67 | •   | IK08 5J xx5      |   | ≥ 0,9 |     | 008299 |       |
| <b>Halogen</b>   |           |       |        |       |    |   |                  |   |       |     |        |       |
| GZ10   | 1x50w     | HRG   | BK1    | I     | 67 | •   | 2900 IK08 5J xx5 |   | ≥ 0,9 |     | 008304 |       |
| GZ10   | 1x50w     | HRG   | GR2    | I     | 67 | •   | 2900 IK08 5J xx5 |   | ≥ 0,9 |     | 008305 |       |
| <b>PROVISA 25 FLOOR</b>                                  |           |       |        |       |    |   |                  |   |       |     |        |       |
| E27  | max 1x75w | IAA   | BK1    | I     | 67 | •   | IK07 2J xx5      |   | ≥ 0,9 |     | 008307 |       |
| E27  | max 1x75w | IAA   | GR2    | I     | 67 | •   | IK07 2J xx5      |   | ≥ 0,9 |     | 008308 |       |
| <b>Fluorescent - electronic ballast 220/240V 50/60Hz</b> |           |       |        |       |    |   |                  |   |       |     |        |       |
| GX24q-3  | 1x26w     | FSM   | BK1    | I     | 67 | •   | 2700 IK07 2J xx5 | •   | A2    |     | 058316 |       |
| GX24q-3  | 1x26w     | FSM   | GR2    | I     | 67 | •   | 2700 IK07 2J xx5 | •   | A2    |     | 058317 |       |

If information about Kelvin degrees is provided, this means that the light bulb is included.



**COMPLETE UNIT**  
1A+1B = please order 2 codes  
COMPONENTS

**A** luminaire  
**B** recessed fixing kit

