

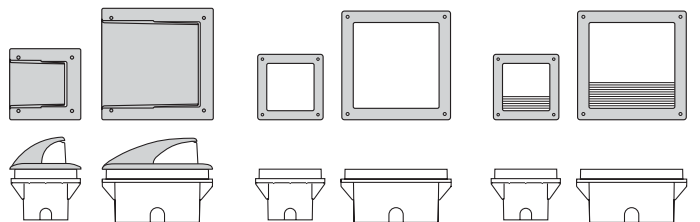


PRO

design Roberto Fiorato



Pro is also available
in emergency models
(Proplat 25 EM/1P).



A range of wall recessed and in-ground luminaires in a variety of sizes and lamp options. Frame and cover screens in die-cast aluminium or stainless steel, with frosted or painted glass covers.

Provisa is offered in two sizes and is available as Provisa Wall, wall semi-recessed or Provisa Floor, in-ground semi-recessed.


Profil is designed for in-ground recessing and has a stainless steel frame for flush mounting, it is offered in two sizes with diffused or asymmetrical light distribution.

Protech is offered in three sizes for wall recessed installations. The lamp chamber and gear compartment are hidden behind glass cover and ensures glare free lighting, whilst protecting the lamp and access to electrical parts. A sturdy product that is simple to maintain and clean.

Proplat wall recessed fittings are supplied with a range of lamp versions including LED and emergency versions.

Progrill is supplied with a vandal resistant anti-glare cover grill that also directs the light source downwards.

The Pro range of discreet high performance fittings are the ideal solution for commercial and domestic accent lighting, display and public entertainment areas, and pedestrian walkways.





UNDERGROUND - TORINO (ITALY)




Profil and Proplat "L" versions include a printed board with 25 high efficiency LED.

The screen used in Pro Visa partially limits light emission.



The screen used in Pro Visa partially limits light emission.

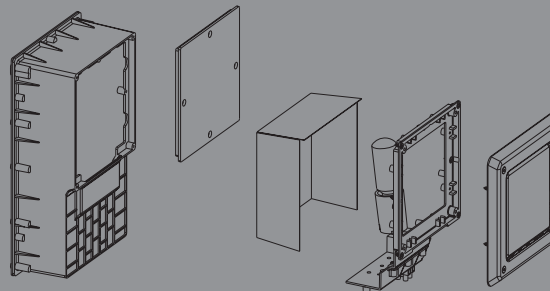
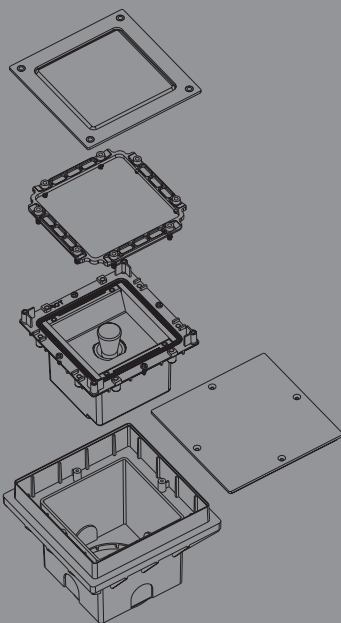
The grill shaped screen on the Pro Grill model reduces glare and directs the light beam towards the ground.



The Profil S models emit a symmetrical beam through frosted glass.



The Profil A models emit an asymmetrical beam through partially screened transparent glass.



The luminaires are made up of a recessed fixing kit body and a gear tray/lampholder assembly. The recessed fixing kit body is equipped with a protective lid, to remove after the being set in the wall to insert the cabled structure.



PROVISA WALL


LUMINAIRE THAT REQUIRES A FIXING KIT FOR INSTALLATION

Recessed wall mount luminaire with visor screen to direct light including:



- low protrusion recessed body made of V-2 rated self-extinguishing technopolymer to be ordered separately. The recessed body is supplied complete with a protective cover allowing all masonry work necessary to a proper installation. After the masonry work, remove the cover and insert the gear body into the recessed body.
- Gear body complete with:
 - satin glass diffuser
 - die-cast non corroding aluminium screen in white, black or metal grey finish
 - aluminium reflector
 - polymer gasket
 - stainless steel locking screws
 - the magnetic ballasts installed in the fluorescent versions are equipped with thermal cut-off device, according to the EN 60598-1:2004 Standard

Complete fitting comprises a fitting and appropriate recessed fixing body.

PROVISA 15 WALL

	Gx24q-1	1x13w FSM
---	---------	-----------

PROVISA 25 WALL

	E27	max 2x40w IBP
	Gx24q-2	1x18w FSM



lampholder	w	ILCOS	colour	class	IP		Kelvin		Cos φ	EEL	code	notes
------------	---	-------	--------	-------	----	---	--------	---	-------	-----	------	-------

PROVISA 15 WALL

Fluorescent - electronic ballast 220/240V 50/60Hz

GX24q-1	1x13w	FSM	WH1	II	54	•	2700	IK08 5J xx5	A2÷A3	058234
GX24q-1	1x13w	FSM	GR2	II	54	•	2700	IK08 5J xx5	A2÷A3	058236
GX24q-1	1x13w	FSM	BK1	II	54	•	2700	IK08 5J xx5	A2÷A3	058235

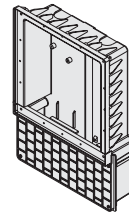
PROVISA 25 WALL

E27	max 2x40w	IBP	WH1	I	44	•	•	IK05 0,70J xx3		008238
E27	max 2x40w	IBP	GR2	I	44	•	•	IK05 0,70J xx3		008240
E27	max 2x40w	IBP	BK1	I	44	•	•	IK05 0,70J xx3		008239

Fluorescent - electronic ballast 220/240V 50/60Hz

GX24q-2	1x18w	FSM	WH1	I	44	•	2700	IK05 0,70J xx3	A2÷A3	058247
GX24q-2	1x18w	FSM	GR2	I	44	•	2700	IK05 0,70J xx3	A2÷A3	058249
GX24q-2	1x18w	FSM	BK1	I	44	•	2700	IK05 0,70J xx3	A2÷A3	058248

If information about Kelvin degrees is provided, this means that the light bulb is included.



description	colour	code
Recessed fixing body 15		009375
Recessed fixing body 25		009374

WH1 BK1 GR2

COMPLETE UNIT

1A+1B = please order 2 codes

COMPONENTS

- A** gear body
- B** body

