

Formaled

MonoLED
GiroLED
QuadroLED
Compasso LED



LED

Specially designed and manufactured for display and under cabinet illumination. By taking advantages of the latest revolutionary advanced technology of LED light sources.

Features

- Approx. 60,000 hours life span.
- Cool light emission to avoid tremendous heat build up in small enclosed areas, such as cabinets.
- UV free. Suitable for ultra violet sensitive merchandise.
- More energy efficient than most incandescent lamps.
- Miniature size. Ideal for compact display showcases.
- Powered from a single driver.
- Available in adjustable and fixed versions.
- Available in spot and diffused wide beam angle.
- Driver in pre-wired remote unit & in tubular shape to allow easy installation by passing through the ceiling opening. Not included to be ordered separately.
- Monoled supplied with multi-unit connector to allow easy wiring.
- Complete with pre wired 300mm cable and female plug and rear installation ring.
- Designed and manufactured to comply with European standard EN 60598.

Applications

- Multiple light colours using LED technology.
- Application areas: retail, cabinet displays, showcases, jewelry and precious items display and showcases, residential, restaurants, galleries, museums, showrooms.

MonoLED - Panel Mount LED



CODE	LED	WATT	OPTIC	MONOLED FINISHING	CURRENT
2710.25	● Blue	1x 2W	NARROW BEAM	10	500mA
2710.85	● Green	1x 2W	NARROW BEAM	10	500mA
2710.90	● Amber	1x 2W	NARROW BEAM	10	500mA
2710.55	● Red	1x 2W	NARROW BEAM	10	500mA
2710.95	○ Cool.W	1x 2W	NARROW BEAM	10	500mA
2710.93	○ Warm.W	1x 2W	NARROW BEAM	10	500mA
2711.25	● Blue	1x 2W	FLOOD	10	500mA
2711.85	● Green	1x 2W	FLOOD	10	500mA
2711.90	● Amber	1x 2W	FLOOD	10	500mA
2711.55	● Red	1x 2W	FLOOD	10	500mA
2711.95	○ Cool.W	1x 2W	FLOOD	10	500mA
2711.93	○ Warm.W	1x 2W	FLOOD	10	500mA
2904.36	● RGB	3x 1W	FLOOD	10	350mA

IP44 LED Driver not included. To be ordered separately.



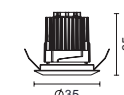
GiroLED - Fixed Recessed Downlight (Round Trim)

Complete with Monoled in black finish



CODE	LED	WATT	OPTIC	TRIM COLOUR	CURRENT
5012.25	● Blue	1x 2W	NARROW BEAM	10.11.34.75	500mA
5012.85	● Green	1x 2W	NARROW BEAM	10.11.34.75	500mA
5012.90	● Amber	1x 2W	NARROW BEAM	10.11.34.75	500mA
5012.55	● Red	1x 2W	NARROW BEAM	10.11.34.75	500mA
5012.95	○ Cool.W	1x 2W	NARROW BEAM	10.11.34.75	500mA
5012.93	○ Warm.W	1x 2W	NARROW BEAM	10.11.34.75	500mA
5014.25	● Blue	1x 2W	FLOOD	10.11.34.75	500mA
5014.85	● Green	1x 2W	FLOOD	10.11.34.75	500mA
5014.90	● Amber	1x 2W	FLOOD	10.11.34.75	500mA
5014.55	● Red	1x 2W	FLOOD	10.11.34.75	500mA
5014.95	○ Cool.W	1x 2W	FLOOD	10.11.34.75	500mA
5014.93	○ Warm.W	1x 2W	FLOOD	10.11.34.75	500mA
5702.36	● RGB	3x 1W	FLOOD	10.11.34.75	350mA

IP44 LED Driver not included. To be ordered separately.



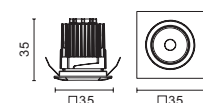
QuadroLED - Fixed Recessed Downlight (Square Trim)

Complete with Monoled in black finish



CODE	LED	WATT	OPTIC	TRIM COLOUR	CURRENT
5015.25	● Blue	1x 2W	NARROW BEAM	10.11.34.75	500mA
5015.85	● Green	1x 2W	NARROW BEAM	10.11.34.75	500mA
5015.90	● Amber	1x 2W	NARROW BEAM	10.11.34.75	500mA
5015.55	● Red	1x 2W	NARROW BEAM	10.11.34.75	500mA
5015.95	○ Cool.W	1x 2W	NARROW BEAM	10.11.34.75	500mA
5015.93	○ Warm.W	1x 2W	NARROW BEAM	10.11.34.75	500mA
5016.25	● Blue	1x 2W	FLOOD	10.11.34.75	500mA
5016.85	● Green	1x 2W	FLOOD	10.11.34.75	500mA
5016.90	● Amber	1x 2W	FLOOD	10.11.34.75	500mA
5016.55	● Red	1x 2W	FLOOD	10.11.34.75	500mA
5016.95	○ Cool.W	1x 2W	FLOOD	10.11.34.75	500mA
5016.93	○ Warm.W	1x 2W	FLOOD	10.11.34.75	500mA
5706.36	● RGB	3x 1W	FLOOD	10.11.34.75	350mA

IP44 LED Driver not included. To be ordered separately.

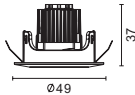


GiroLED - Adjustable Recessed Downlight (Round Trim)

Complete with Monoled in black finish



CODE	LED	WATT	OPTIC	COMPASSO FINISH	CURRENT
5018.25	Blue	1x 2W	NARROW BEAM	10.11.34.75.	500mA
5018.85	Green	1x 2W	NARROW BEAM	10.11.34.75.	500mA
5018.90	Amber	1x 2W	NARROW BEAM	10.11.34.75.	500mA
5018.55	Red	1x 2W	NARROW BEAM	10.11.34.75.	500mA
5018.95	Cool.W	1x 2W	NARROW BEAM	10.11.34.75.	500mA
5018.93	Warm.W	1x 2W	NARROW BEAM	10.11.34.75.	500mA
5019.25	Blue	1x 2W	FLOOD	10.11.34.75.	500mA
5019.85	Green	1x 2W	FLOOD	10.11.34.75.	500mA
5019.90	Amber	1x 2W	FLOOD	10.11.34.75.	500mA
5019.55	Red	1x 2W	FLOOD	10.11.34.75.	500mA
5019.95	Cool.W	1x 2W	FLOOD	10.11.34.75.	500mA
5019.93	Warm.W	1x 2W	FLOOD	10.11.34.75.	500mA
5714.36	RGB	3x 1W	FLOOD	10.11.34.75.	350mA



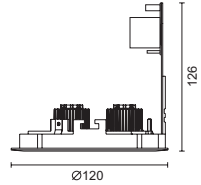
IP44 LED Driver not included. To be ordered separately.

Compasso LED 3

Complete with 3 x Monoled in black finish



CODE	LED	WATT	OPTIC	COMPASSO FINISH	CURRENT
5026.25	Blue	3x 2W	NARROW BEAM	10.11.34.75.	500mA
5026.85	Green	3x 2W	NARROW BEAM	10.11.34.75.	500mA
5026.90	Amber	3x 2W	NARROW BEAM	10.11.34.75.	500mA
5026.55	Red	3x 2W	NARROW BEAM	10.11.34.75.	500mA
5026.95	Cool.W	3x 2W	NARROW BEAM	10.11.34.75.	500mA
5026.93	Warm.W	3x 2W	NARROW BEAM	10.11.34.75.	500mA
5027.25	Blue	3x 2W	FLOOD	10.11.34.75.	500mA
5027.85	Green	3x 2W	FLOOD	10.11.34.75.	500mA
5027.90	Amber	3x 2W	FLOOD	10.11.34.75.	500mA
5027.55	Red	3x 2W	FLOOD	10.11.34.75.	500mA
5027.95	Cool.W	3x 2W	FLOOD	10.11.34.75.	500mA
5027.93	Warm.W	3x 2W	FLOOD	10.11.34.75.	500mA
5722.36	RGB	9x 1W	FLOOD	10.11.34.75.	350mA



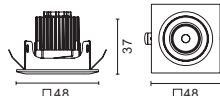
IP44 LED Driver not included. To be ordered separately.

QuadroLED - Adjustable Recessed Downlight (Square Trim)

Complete with Monoled in black finish



CODE	LED	WATT	OPTIC	COMPASSO FINISH	CURRENT
5020.25	Blue	1x 2W	NARROW BEAM	10.11.34.75.	500mA
5020.85	Green	1x 2W	NARROW BEAM	10.11.34.75.	500mA
5020.90	Amber	1x 2W	NARROW BEAM	10.11.34.75.	500mA
5020.55	Red	1x 2W	NARROW BEAM	10.11.34.75.	500mA
5020.95	Cool.W	1x 2W	NARROW BEAM	10.11.34.75.	500mA
5020.93	Warm.W	1x 2W	NARROW BEAM	10.11.34.75.	500mA
5021.25	Blue	1x 2W	FLOOD	10.11.34.75.	500mA
5021.85	Green	1x 2W	FLOOD	10.11.34.75.	500mA
5021.90	Amber	1x 2W	FLOOD	10.11.34.75.	500mA
5021.55	Red	1x 2W	FLOOD	10.11.34.75.	500mA
5021.95	Cool.W	1x 2W	FLOOD	10.11.34.75.	500mA
5021.93	Warm.W	1x 2W	FLOOD	10.11.34.75.	500mA
5710.36	RGB	3x 1W	FLOOD	10.11.34.75.	350mA



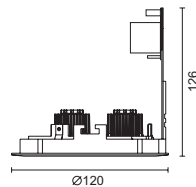
IP44 LED Driver not included. To be ordered separately.

Compasso LED 2

Complete with 2 x Monoled in black finish



CODE	LED	WATT	OPTIC	COMPASSO FINISH	CURRENT
5022.25	Blue	2x 2W	NARROW BEAM	10.11.34.75.	500mA
5022.85	Green	2x 2W	NARROW BEAM	10.11.34.75.	500mA
5022.90	Amber	2x 2W	NARROW BEAM	10.11.34.75.	500mA
5022.55	Red	2x 2W	NARROW BEAM	10.11.34.75.	500mA
5022.95	Cool.W	2x 2W	NARROW BEAM	10.11.34.75.	500mA
5022.93	Warm.W	2x 2W	NARROW BEAM	10.11.34.75.	500mA
5023.25	Blue	2x 2W	FLOOD	10.11.34.75.	500mA
5023.85	Green	2x 2W	FLOOD	10.11.34.75.	500mA
5023.90	Amber	2x 2W	FLOOD	10.11.34.75.	500mA
5023.55	Red	2x 2W	FLOOD	10.11.34.75.	500mA
5023.95	Cool.W	2x 2W	FLOOD	10.11.34.75.	500mA
5023.93	Warm.W	2x 2W	FLOOD	10.11.34.75.	500mA
5718.36	RGB	6x 1W	FLOOD	10.11.34.75.	350mA

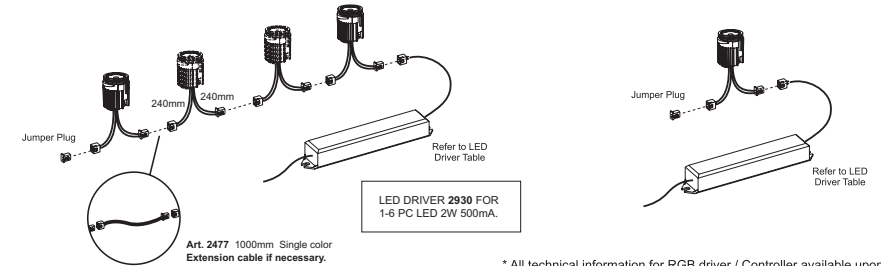


IP44 LED Driver not included. To be ordered separately.

MONOLED - WIRING GUIDE

Multi-unit Connection

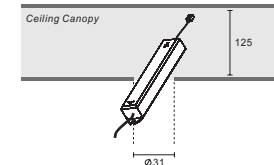
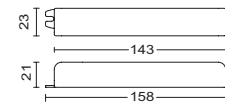
Single unit Connection



LED Driver Measurements

Electronic Power LED Converter

2930 LED driver for 1-6 pcs LED 2W 500mA. 220-240V 50/60Hz



* Converter easily passes through openings larger than $\phi 31$ mm.

Extension cable for Monoled

