

Circo / Quadro



Related products:



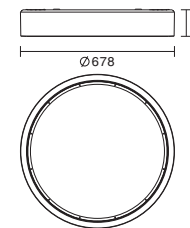
DISCO P.382-383
GALA P.384-385
CIRCO Recessed P.36-39
QUADRO Recessed P.36-39
CIRCO Pendant P.280-283
QUADRO Pendant P.280-283

Features IP66

- Ceiling or wall surface mounted luminaires.
- Made of injection molded vandal resistance polycarbonate, diffuser finish is in satin opal with high transparency factor with molded snap-in catch action fixing, durable silicon gasket.
- External decorative trim made of coated aluminium.
- Easy installation - all power supplies are integrally located in the housing.
- Fixture is available in 2 shapes, Round and Square and in 3 sizes.
- No tools required due to the removable diffuser with snap-in catch action fixing.
- Light source include LED.
- Dimmable and emergency versions available upon request.
- Design and manufactured to comply with European standard EN 60598.

Applications

- Circo & Quadro surface mounted are architectural decorative luminaires designed to provide specification-grade quality at prices to fit the budgets for commercial and institutional interiors.
- Application areas: retail, hospitality, offices, schools and community buildings.

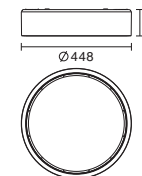


Circo Surface

1283-K30 With 80W LED 3000K 6800lm

1283-K40 With 80W LED 4000K 7100lm

Passive dissipation, inclusive of integral driver 220-240V 50/60Hz. CRI>80. DALI/Leading-Trailing edge/1-10V DC/PWM dimmable drivers options upon request. Other colour temperatures K or CRI are available upon request. Fluorescent versions available upon request.

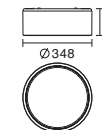


Mini Circo Surface

1286-K30 With 45W LED 3000K 3800lm

1286-K40 With 45W LED 4000K 4000lm

Passive dissipation, inclusive of integral driver 220-240V 50/60Hz. CRI>80. DALI/Leading-Trailing edge/1-10V DC/PWM dimmable drivers options upon request. Other colour temperatures K or CRI are available upon request. Fluorescent versions available upon request.

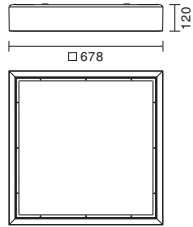


Micro Circo Surface

1289-K30 With 30W LED 3000K 2650lm

1289-K40 With 30W LED 4000K 2850lm

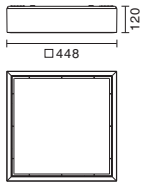
Passive dissipation, inclusive of integral driver 220-240V 50/60Hz. CRI>80. DALI/Leading-Trailing edge/1-10V DC/PWM dimmable drivers options upon request. Other colour temperatures K or CRI are available upon request. Fluorescent versions available upon request.



Quadro Surface

- 1273-K30** With 80W LED 3000K 6800lm
- 1273-K40** With 80W LED 4000K 7100lm

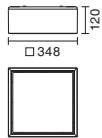
Passive dissipation, inclusive of integral driver 220-240V 50/60Hz.
CRI>80.
DALI/Leading-Trailing edge/1-10V DC/PWM dimmable drivers options upon request.
Other colour temperatures K or CRI are available upon request.
Fluorescent versions available upon request.



Mini Quadro Surface

- 1276-K30** With 45W LED 3000K 3800lm
- 1276-K40** With 45W LED 4000K 4000lm

Passive dissipation, inclusive of integral driver 220-240V 50/60Hz.
CRI>80.
DALI/Leading-Trailing edge/1-10V DC/PWM dimmable drivers options upon request.
Other colour temperatures K or CRI are available upon request.
Fluorescent versions available upon request.



Micro Quadro Surface

- 1280-K30** With 30W LED 3000K 2650lm
- 1280-K40** With 30W LED 4000K 2850lm

Passive dissipation, inclusive of integral driver 220-240V 50/60Hz.
CRI>80.
DALI/Leading-Trailing edge/1-10V DC/PWM dimmable drivers options upon request.
Other colour temperatures K or CRI are available upon request.
Fluorescent versions available upon request.

